




re-imagine



reQaXseri

reQaXseri

**THE PULSE
THAT START
THE ART**







NADI: THE PULSE THAT START THE ART
COLLEGE OF CREATIVE ARTS

COPYRIGHT 2024

PUBLISHED BY
PERPUSTAKAAN TUN ABDUL RAZAK
Universiti Teknologi MARA
Cawangan Sarawak
Jalan Meranek
94300 Kota Samarahan
SARAWAK

PUBLISHED DATE: 05 MAY 2024

e-ISBN: 978-967-0828-70-1

DISCLAIMER

The validity and the authenticity of content in every article is the sole responsibility of the respective author(s). and violations are entirely responsibility of the author(s). All rights reserved. No part of this publication may be produced or transmitted in form or by any means electronic and mechanical, including photocopy, recording or any information storage and retrieval system without prior permission in writing from the publisher. Enquires should be addressed to the publisher. While all reasonable attempts at the College of Creative Arts accuracy have been made, the publisher accepts no responsibility for any errors contained in this catalogue.

AUTHORS

MUHAMAD HAFIZ HASSAN
TS NORAZIAH MOHD RAZALI
CHRISNA PINDAH
NURUL AMY AZURA HISHAMUDDIN
DR VALERIE ANAK MICHAEL
MOHD RAZIF MOHD RATHI
TS DR MUHAMMAD FAUZAN ABU BAKAR

CONCEPT AND LAYOUT DESIGN

ZAMIR AIZAT BIN HAMDAN
MUHAMMAD ABAL HAKIM BIN ABAL MUKAM
EMIL ELMARIZ BIN JOHNY

CONTENT.

01 MUHAMAD HAFIZ HASSAN

“ ‘NADI’ into Sarawak’s Hidden Gems:
How Student Graphic Designers are
Sparking a Local Renaissance”

02

TS NORAZIAH MOHD RAZALI
“Design Is a Dynamic Process”

03

CHRISNA PINDAH
“Ideation in Narrative Painting”

04

NURUL AMY AZURA HISHAMUDDIN
“Placing Art at the Heart”

05


DR VALERIE ANAK MICHAEL
“Creative Thinking in Printmaking Artwork Creation:
Fine Art Final Year Student UiTM Samarahan ”

06

MOHD RAZIF MOHD RATHI
“Exploring Mixed Media Drawing in Contemporary Art”

07

TS DR MUHAMMAD FAUZAN ABU BAKAR
“The Start of a Designer”





PREFACE

INTRODUCTION

At the very core of academics is the creative energy that motivates, directs, and unites us all. As lecturers, we are guardians of inspiration, encouraging the heartbeat of creativity in our students, as art and design instructors, rather than just imparters of information.

I am delighted to present this group effort, which is the result of seven illustrious coworkers' knowledge and dedication, to you. NADI: The Pulse That Start The ART is a very important and deep notion in the fields of graphic design and fine arts, and their combined efforts have resulted in an extraordinary collection devoted to this topic.

Readers will find a tour of the basic concepts that form the basis of the art and design disciplines on these collaborations. Every chapter showcases the many viewpoints and life experiences of our respected authors, weaving together a wealth of knowledge that guides both students and lecturers.

'NADI' goes beyond technique and explores the core of creativity via the rhythmic cadence of line and shape and the dynamic interaction of colour and composition. This book is like a map; it shows the way through the maze of creative expression with purpose and clarity via careful analysis, introspective contemplation, and practical advice.

It is our deepest conviction as educators that we are entrusted with the mission of nurturing not just our pupils' intellectual capacities, but also their enthusiasm, creativity, and individuality. 'NADI' exemplifies this philosophy by giving students the tools they need to tap into their own creativity and transform their dreams into real, meaningful art.

I really hope that this book will spark conversations, investigations, and new ideas at the art and design schools where the youth of today will grow up. The book should be alive with imagination, encouraging everyone who sees them to believe in the life-altering potential of art and design.

I urge you to join me on this adventure of discovery, where the rhythm of creation reverberates in each stroke of the brush, each pixel, and each flash of inspiration, with my sincerest appreciation for the priceless contributions of my fellow educators.

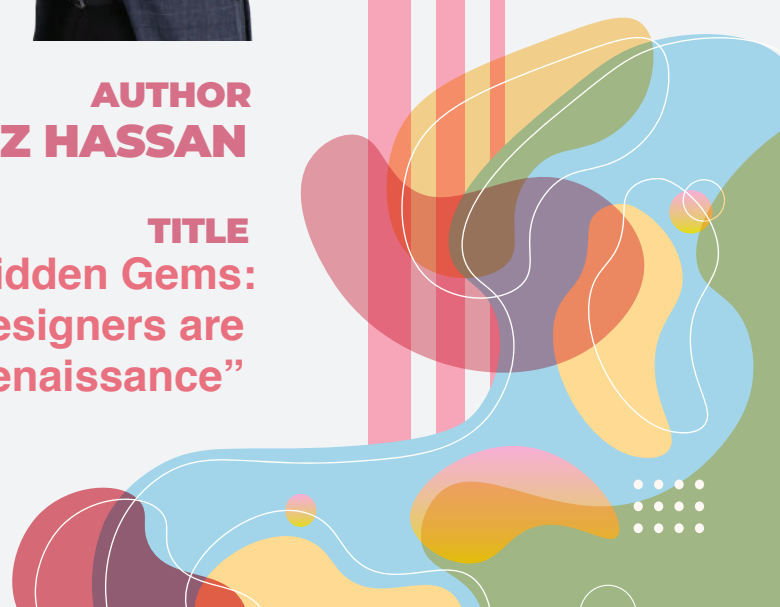
Best regards,

Ts Dr Muhammad Fauzan Abu Bakar
Chief-Editor
ReqaSeni



AUTHOR
MUHAMAD HAFIZ HASSAN

TITLE
**“ ‘NADI’ into Sarawak’s Hidden Gems:
How Student Graphic Designers are
Sparking a Local Renaissance”**



'NADI' into Sarawak's Hidden Gems: How Student Graphic Designers are Sparking a Local Renaissance

Graphic design is the 'NADI' that pumps lifeblood into Sarawak's small and medium enterprises (SMEs), elevating humble hidden gems into thriving, spotlighted businesses. As graduating university students, the graphic design capstone projects focus on injecting visual vitality into overlooked local enterprises aching for refreshed identities to unlock their next growth phase. The students transform real Sarawakian brands from inside out, shining radiant spotlights onto their core ethos and offerings.

Traversing food enterprises, tourism organizations, cultural events, craft purveyors and more, the creative direction breathes new life into beloved Sarawak

institutions relegated as "old school" by younger generations. Yet through contemporary reimagining, the students compellingly realign these community pillars with modern minimalist aesthetic trends. Symbolic shapes, sleek typography, symbolic colour palettes, atmospheric photography and multimedia storytelling refashion traditional brands as trailblazing.

Through this holistic redesign process spanning logos, packaging, websites, videos, merchandise and beyond, these once-static Sarawak SMEs transform digitally-enabled. No longer hindered by dated branding, each emerges energized and proud, ready to spotlight its strengths at home and beyond. Locals rediscover the heart and soul powering neighbourhood gems for decades. Younger demographics never before enticed now flock, attracted by the fresh allure.

Importantly, while reimagining visual identities and touchpoints for digital-social media eras, the graphic design students also honour history. Culture permeates like a river underflowing contemporary contexts. Amidst sleek interfaces, they thoughtfully incorporate cultural motifs into contemporary frames. From Manga leaves to beadwork textures, from Bidayuh stripes to Iban basketry patterns, Sarawak's diversity shines symbolically throughout the students' rebrands. They showcase

heritage's enduring importance even while catapulting community enterprises into ecommerce futures scaled for global audiences.

This parallel project thus empowers all participants exponentially. The students gain invaluable collaborative experience revamping comprehensive real-world brand identities under instructor mentorship. Client small business partners receive holistic visual system overhauls unlocking their next growth chapter. Government and tourism players realize strategic design's indispensable role in catalysing community and economic advancement. Overall, Sarawak's transformation from underestimated to spotlighted design capital begins, one enterprise at a time.

Importantly, the graphic designer students emphasize showcasing authentic Sarawakian elements within our contemporary reimagining's. Heritage permeates tradition, so designer thoughtfully incorporate cultural motifs into contemporary contexts. From indigenous leaves to traditional textures, geographic symbols to ethnic patterns, the showcase Sarawak's diversity through design. These honours the past while catalysing the future.

Sarawak's SMEs form the backbone of localized grassroots economics. Through

compelling rebrands, graphic design ignites meaningful visibility and viability upgrades for these humble homegrown businesses. Visual communication transforms marketing effectiveness, refining rudimentary to refined. Systematic graphic design principles align visual hierarchies, draw attention, and speak to target demographics. Strong branding cohesion resonates deeply, magnifying market imprint.

Powerful design clarifies messaging, heightens allure, and boosts perceived value. Strategic graphic assets enhance memorability, broadcast quality cues, and prompt emotional connections. Photographs attract and inform. Infographics clarify complex information at a glance. Illustrations inject personality. Videos captivate and convert. Websites organize interactions. Adaptable logos endure, underscoring heritage and professionalism. Cohesive branding across touch points fortifies recognition and loyalty. Application across packaging, signage, stationary, merchandise, digital assets and more immerses consumers within exceptional experiences.

Creatively elevating humble Sarawak delights like 'KOLO MEE' noodles, layer cakes, lemonades, and handicrafts, our rebrands spotlight niche purveyors ready to shine. Aligning with Sarawak's burgeoning digital economic initiatives, the projects

propel digitally-empowered development. They pave the way for small businesses to drive ecommerce, expanding regional then global outreach through enhanced online marketability.

Systematic graphic design principles align visual hierarchies to clarify messaging priority, draw renewed customer attention, and speak to target demographics near and far more compellingly. For example, a cultural dance festival rebrands better spotlights the dynamism and accessibility of the event through consistent apparel tags, merchandise designs, signage systems and website engagement strategies tailored for worldwide visitors without losing local community roots.

Strong, cohesive branding across all touchpoints resonates deeply in audience minds, magnifying the market imprint of once little-known establishments. Powerful design clarifications heighten allure and boost perceived quality and value for all products and services. Strategic graphic assets now enhance memorability, broadcast savvy quality cues, and prompt lasting emotional connections with both loyal and new clientele.

Photography and videography reimagine products in enhanced contexts and atmospheres to entice. Infographics clarify complex organizational information at a glance. Illustrations inject personality and

customs. Website presence organizes interactions to heighten engagement and conversions. Adaptable logos balance heritage nods and contemporary professionalism. Merchandise expands walking advertisements wherever worn or gifted. And cohesive system implementations across packaging, signage, collateral, digital assets and more now immerses target consumers within exceptional end-to-end experiences reflecting Sarawak's cultural strengths.

In essence, graphic design is the lifeblood now pumping through these revitalized modern Sarawak brands big and small. Masterfully-crafted visual communication transforms limited external perception into amplified marketability and sales both locally and globally. Through rebranding overlooked local enterprises, the graphic design students' capstone projects empower humble Sarawakian businesses to finally unlock their full potential. The contemporary design revitalizations initiated across identities, presentations, messaging and ecosystems gift Sarawak's best-kept secrets the tools to confidently expand their horizons at last.

The strategic project aligning with Sarawak's burgeoning digital economic development initiatives also propels regional then global community business outreach. Enhanced online marketability through refreshed websites, social media

campaign images and ecommerce components pave the way for once-static small businesses to embrace lucrative digital channels. With contemporary design as the conduit between heritage and innovation, this new generation of Grassroots entrepreneurs awakens ready to champion localized Sarawak savors with digitally-enabled scaling.

Ultimately, our university's graphic design program culminates with students revitalizing overlooked local enterprises through impactful branding enhancements. Like precise acupuncturists restoring energy flows within patients, our strategic rebrands reinvigorate both individual businesses and wider community advancement.

For example, senior Gerrard Lim breathed new life into a 50-year old family 'Kampua' cake shop in Kuching. Beyond infusing minimalist typography into refreshed nostalgic packaging aesthetics, he developed the brand story of the aunties baking within through charming illustrations. The resulting heightened perceived quality and deepened heritage connections tripled sales of their signature Nyonya cakes within two months. Extending project impacts, Ger's case study subsequently inspired the city to launch a design competition to encourage young creatives to put their emerging talents supporting more local businesses.

Sarawak dazzles with cultural fusion spanning Chinese temples, Malay longhouses, Indian mosques, Dayak villages and more. Yet many locally-rooted businesses had failed to effectively convey these unique cultural dimensions beyond insular local buyer awareness. Our rebrands remedy oversights enterprise-by-enterprise. Celebrating kaleidoscopic tradition with clarity boosts insider appreciation and visitor attraction alike.

Some students specifically focus on cultural events, festivals and tourism organizations during the intensive 14-week project. Their creative enhancements preserve tradition in modern frames to compel global engagement. Others pursue sensory dimensions: aromatic coffees, artisanal cakes, fiery noodles. Appealing to multiple faculties through considered presentations and experiences, hometown enterprises shine with renewed allure and viability.

Overall, the senior projects weave graphic design mastery through the local landscape, catalysing businesses insignificant and grand. Visual communication enhancements spotlight niche offerings, energize owners' pride and elevate perceived quality - ultimately driving increased patronage and partnerships. Students additionally gain invaluable real-world experience addressing complex client needs while

guiding organizations toward brighter, sustainable futures respecting heritage.

Community impacts radiate as revived locales step livelier. When tourists encounter magnified local attractions from eateries to hotels amplified in cultural authenticity and design refinement, satisfaction and extended stays rise. They emerge eager ambassadors, sharing insisting travellers worldwide experience Sarawak's Burgeoning creative renaissance. Youth also recognize career potential propelling local advancement creatively through initiatives like the university's business-revitalizing projects. Seeing strategic design contributions firsthand, talented students now aspire to craft community growth long term. Ultimately, our graduating designers' practical social impact success secures Sarawak's reputation as an inclusive incubator where innovation is tradition.

Beyond revitalizing enterprises like layered cake shops, farm-pressed lemonade brands, cultural attractions and street food icon, our graduating graphic designers' rebrands also boost Sarawak's wider creative ecosystem advancement. Seeing their peers' tangible local impacts firsthand awakens talented students' recognition that strategic design offers viable careers crafting community growth long-term. Applauding our university's business-revitalizing graduation mandate,

increasingly more youth now proactively volunteer design services for charitable causes from cultural preservation to environmental protection.

Realizing Sarawak's outstanding heritage merits global celebration through effective modern communication frames, students launch a video campaign showcasing niche craft artisans as influencer content shared virally worldwide. The resulting orders for weaving collectives, bead craftsmen, and longhouse woodcarvers not only resurrect endangered native skills but also compellingly reshape external perceptions of Borneo beyond wildlife adventures to now herald its rich indigenous traditions.

Our graduating designers' demonstrated social impact success in balancing innovation with inclusive tradition soon secures Sarawak stakeholder support as an inspirational incubator for the wider region. Seeing strategic design contributions amplified community capital exponentially, the Sarawak Tourism Board increasingly sponsors university student projects elevating unique attractions creatively to diversify visitor itineraries and returns.

The state's economic development agency also collaborates with our university to launch an accelerator exclusively focused on empowering rural microenterprises to gain digital visibility through graphic design

mastery. Calling upon final year students as lead consultants guiding overlooked jungle stays, orchid farms, eco resorts and more, the program uplifts hundreds of once-invisible establishments now sustaining livelihoods through enhanced branding and platforms.

Ultimately our university's graphic design curriculum has proven its indispensable change-making role sparking sustainable development creatively. Like doctors injecting visual remedies enterprise to enterprise, our graduating designers heal economic exclusions. In the process, their compounding impacts transform mindsets and advance entire communities.

Now awakened to design thinking holistically, Sarawak emerges as a trailblazing exemplar where innovation elevates rather than erodes tradition. Our faculty projects catalyse inclusive futures spanning nature, culture, community and commerce in symbiotic balance. Students globally now view our university as a guiding light where strategic creativity offers a contemporary conduit between past and future.

Thus, set on a more positive, empowering trajectory consulting early career designers as change makers, Sarawak now navigates growth sustaining heritage pillars while also accelerating digitally-enabled advancement. Thanks to our university's

clinching curriculum mandating real client collaborations addressing overlooked niches through impactful rebrands, the state emerges as a rising star where progress spotlights rather than erases traditions.

Our graduating designers' demonstrated local impacts continue radiating, awakening community recognition that creative career paths contribute lasting culture and economy multiplying returns. Student initiatives, government policies and investor priorities increasingly centre inclusive advancement allying digital capabilities with cultural community sustainability. Soon signature enterprises revived through compelling rebrands catalyse main street renewal as once-faded shop houses energize into boutique hotels, organic eateries and indie retailers drawing youth. Revived museums, monuments and markets next morph into thriving public squares and Instagrammable night bazaars brimming young and old.

Our university's foundational graduating projects centering student designers as strategic development consultants thus scale to uplift districts, energizing the interwoven local creative ecosystem. No more underleveraging the exponential advancement possible when integral connections between heritage pride, youth

engagement and strategic communication frame Sarawak's future.

This transformation reveals how our graphic design program heartbeats economic and social progress. By empowering students as creative change makers from inception, we ultimately reshape education's purpose and systems thinking surrounding progress. Beyond revamps and renewals, our clinching curriculum teaches problem-finding across silos before problem solving in symbiotic ways. Graduates emerge not solely skilled but oriented to craft careers and communities through empowering strategic design thinking benefiting business, nature and society collectively.

Thus, our university graphics' graduates diverge to uplift overlooked domains by aligning communication frames with positive change goals holistically, branching creative careers as healing physicians restoring flows across commerce, conservation and community growth coefficients collectively. In essence, our signature graphic design program pumps vital visual voice revaluing local heritage while also conveying progress dynamically. The resulting transformation proves strategic design and messaging serves as the very heartbeat making cultures and our wider world thrive sustainably when creativity builds rather than destroys inclusive advancement.

Building on Sarawak's signature fusion of heritage and innovation, our university graphic design program continues sparking a creative renaissance rippling society-wide impacts.

Now spotlighted as an exemplary development incubator by global institutions like the United Nations, delegations from around the world flock to study our framework quintupling community capitals exponentially through design thinking. They discover how strategic rebrands reviving struggling enterprises simultaneously restore living culture, energize youth engagement, connect marginalized artisans to markets, and drive ecosystem regeneration holistically.

Awed by the compounding economic and social returns possible when student creativity confronts complex challenges, visitor groups are soon scouting rural districts with our faculty seeking overlooked artisan villages and tribal makers to elevate globally through ethical market connectors. Within years, Sarawak handicraft exports quintuple as once-impoverished indigenous weavers gain digital shopfronts thanks to student collaborative rebrands allying minimalist aesthetic packs with participatory storytelling.

Capitalizing on resurgent worldwide fascination with indigenous wisdom, Sarawak cultural tourism booms thanks to student design spotlights amplifying soulful sojourns by longboat, longhouse homestays and rainforest guides syndicating ancient nature knowledge. Youth trained in sustaining threatened oral heritage practices gain livelihoods sharing near-lost arts, from wild ginger pound cakes to blowgun hunting and bead jewellery talismans warding off misfortunes.

The Sarawakian model where young designers elevate living culture as both priceless heritage and marketable tourist spectacle soon inspires a United Nations side program. With university faculty as lead consultants training teams from Egypt, India, Mongolia and Panama, the catalytic framework flows globally. Like acupuncturists targeting unique pain points within each locale through creative solutions, change cascades by celebrating inclusive identities through sustainable design pursuits multiplying community wealth equitably. Ultimately, our clinching curriculum reveals how strategic design serves as the very pulse of progress by valuing voices, choices and justice collectively. Our faculty projects model the compounding gains possible when students partner as healing physicians diagnosing disjointed development needing remedy.

Whether branding boutique chocolatiers honouring ancestral cocoa farms or showcasing marine rewilding guardians through compelling documentary shorts, the outcomes advance economy, ecology, and equity in symbiotic harmony. Thus, our signature design program pumps oxygen into overlooked realms by honouring inclusive advancement as the very heartbeat of cultural and commercial thriving reflecting Sarawak's exemplary ethos: "Innovation is tradition here."



AUTHOR
TS NORAZIAH MOHD RAZALI

TITLE
“Design Is a Dynamic Process”



Design Is a Dynamic Process

I am fascinated by quotes concerning design authored by an experienced graphic designer, Natasha Jen, who possesses an extensive portfolio that spans various genres and segments. This individual has worked for esteemed clients such as Harvard Art Museums, Puma, and Nike, and through their work, they contest the notion that design is a simplistic or sequential pursuit.

*“Design is not a single object or dimension.
Design is messy and complex”*

Natasha Jen

The statement that "design is not a single object or dimension. Design is messy and complex" implies that the design process is not simple or linear; rather, it encompasses a variety of elements and factors that can be complex and challenging to navigate.

My interpretations of this statement are as follows; the multifaceted nature of design transcends the creation of a singular object or the fixation on a single dimension. It requires considering numerous factors, including aesthetics, functionality, user experience, and more. Designers are frequently required to manage multiple components to produce a successful and all-encompassing outcome. There is no doubt where designers may be facing challenges and uncertainties. I could relate the phrase "messy and complex" in reference to design, which implies that the design process is exposed to unpredictability and may necessitate the management of uncertainties. Designers frequently encounter obstacles and iterations as they develop alternative concepts and solutions. We are not limited to our own little universe just because we are creative; here is where an interdisciplinary approach comes in, in my opinion, and it is something that every designer should be aware of. To fully realise our creative potential, we must inhabit all possible dimensions. Design goes beyond disciplinary boundaries and frequently necessitates the use of an interdisciplinary approach. Designers may find it necessary to integrate diverse perspectives, collaborate with domain experts, and draw inspiration from a range of disciplines to produce a design that is both comprehensive and impactful. Non-linear Process in contrast to certain linear

processes, the design phase may entail iterative revisions and enhancements. The process is iterative in nature, during which designers consistently reevaluate and enhance their work in response to feedback and changing requirements.

In its entirety, the statement underscores the dynamic and intricate nature of design, which demands ingenuity, flexibility, and an understanding of the interrelatedness of design elements. The discipline of graphic design is a dynamic and intricate endeavour, not a straightforward or inert one. Aware of the ways in which various design elements influence and interact with

embracing novelty, and acknowledging the interdependence of diverse design elements are all essential elements in the effective implementation of a design. By adopting this comprehensive approach, designers are capable of skilfully adapting to the changing requirements of a given undertaking and generating visually compelling and significant outcomes.

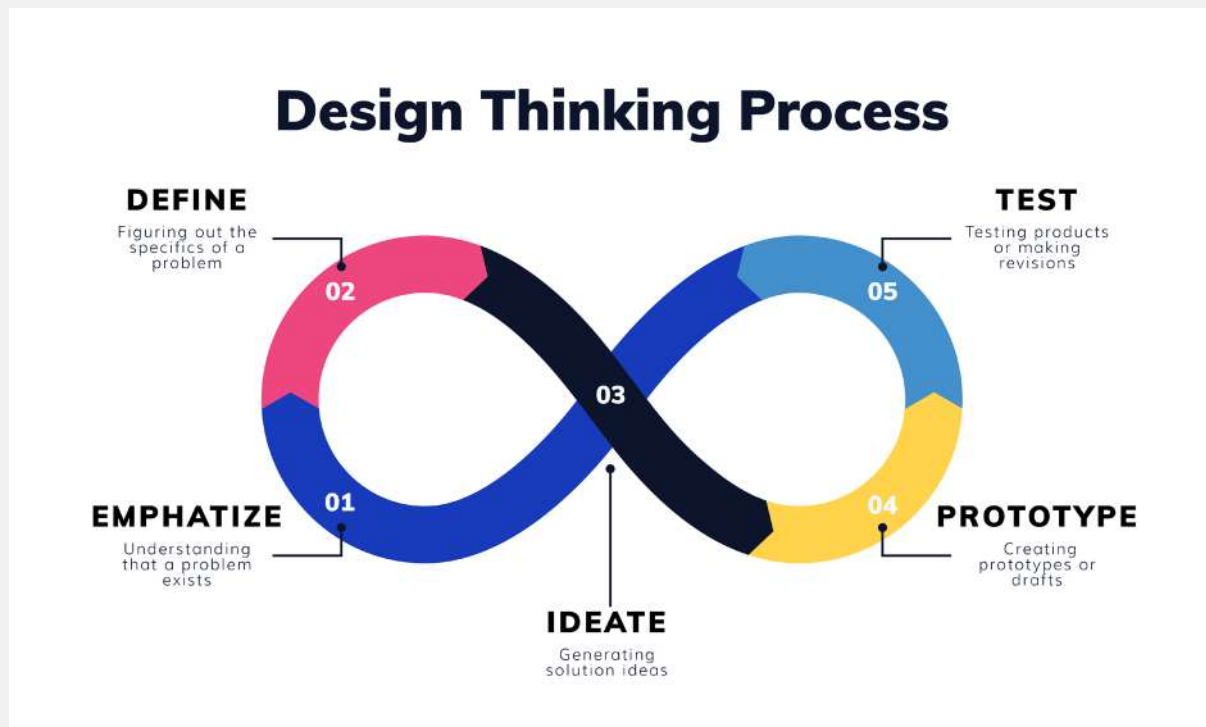


Image retrieved from website, article title 'The Graphic Design Process Explained: A Step-by-Step Guide' at <https://www.manypixels.co/blog/graphic->

one another, designers must be inventive and flexible. Mastering intricacies,

Reflecting a cognitive and multi-faceted endeavour that goes beyond simple aesthetics, the design process is

intrinsically complicated. Many people mistakenly believe that design is an easy activity when in fact it involves complex problem-solving, substantial study, and the ability to recognise and address contextual constraints. Exploration and research frequently precede the design process. Information regarding the project, its objectives, intended audience, and pertinent visual references is gathered by designers. This phase exhibits dynamism, as designers might be required to modify their understanding and perspectives in light of fresh disclosures.

Ideation generation is a dynamic process. Designers generate ideas, design, and explore a variety of concepts. This phase fosters innovation and provides the opportunity to test out various design elements, styles, and techniques. A combination of imaginative brainstorming, rough drawing, and the use of design principles is necessary for the vital step of concept creation.

The need for designers to deftly handle both the conceptual and technical components is brought to light by the fact that software competency is emphasised, which emphasises the actual implementation of concepts. The dynamic nature of the graphic design process is reflected in the designers' ability to incorporate new software, techniques, and trends into their workflow as the tools and

technologies utilised in the field endure constant evolution. Designers must consider the responsiveness of their creations across a variety of devices and screen sizes in the digital age. The incorporation of cross-platform compatibility into design creation introduces an additional level of fluidity to the procedure.

An idea is an iterative and contemplative process that calls for creativity, flexibility, and an all-encompassing knowledge of how each of its elements interact with one another. It is not uncommon for graphic designers to undergo several iterations of a design. It is possible for concepts to develop throughout the design process. As the designer explores a project, an initial notion that initially exists as a concept may undergo a significant evolution, assuming additional dimensions. Adaptability to evolving concepts is a crucial dynamic element.

They render revisions after receiving feedback and generating prototypes. The design approaches its ultimate form with each succeeding iteration; this iterative cycle constitutes a dynamic element of the design process. Design frequently requires teamwork. Designers obtain input from intended consumers, clients, or collaborators. Despite the approach of completion for a design, final-minute modifications or enhancements may still

occur. Designers ensure that the ultimate deliverable conforms to the specifications of the project and fulfils the expectations of the client. The presence of this feedback cycle enhances the process's dynamic quality by inciting revisions and enhancements in response to varying viewpoints. Thus, graphic design is a process that is inherently dynamic.



4 4 3 G R E E N W I C H

The distinctive character of the historic 1883 Tribeca structure 443 Greenwich is centred on its central courtyard. A custom-made case for pamphlets and floor plans, which fits into an exclusive purse, was designed by Natasha Jen and her team. The responsive website features an interactive availability page for residents and exhibits the visuals of the project. By incorporating exhibition-style vitrines, light boxes, signage, and light boxes, Pentagram designed the sales gallery to convey information about the building's architect, renovation, and future. Image retrieved from Natasha Jen, Behance account at <https://www.behance.net/gallery/27818457/443-Greenwich-Identity-System>.

NADI: THE PULSE THAT START THE ART



443 Greenwich, Identity System. Image retrieved from Natasha Jen, Behance account at <https://www.behance.net/gallery/27818457/443-Greenwich-Identity-System>.

One common misunderstanding about minimalist design is that it is just about keeping things simple. Thorough research is essential for true minimalist design since it must coincide with the intended idea. Despite popular belief, minimalist designs are not the product of a designer's wild imagination but rather the product of extensive study. A thorough comprehension of the project's goal, environment, and client's specifications is necessary to accomplish minimalism in design, which entails reducing components to their essentials. You can tell it's been well-planned since every part has a specific function and contributes flavour to the end result. Following this procedure ensures that minimalist designs successfully convey their intended message while still being aesthetically pleasing.

'Designer's messages serve the expressed needs of the client who is paying for it'.

Richard Hollis, 2000

According to Richard Hollis's viewpoint from the year 2000, the designer plays a crucial role in communicating the client's goals and fulfilling their expectations. The primary responsibility of a designer is to provide visually appealing designs that adhere to preexisting standards for excellent design. Their dedication to both creativity and professionalism is shown in this task, which is built on the knowledge

they gained during their years at university. It will provide a firm foundation for the theory, concepts, and practical application of design. Given this information, designers are better able to explain and defend their design choices to clients, even if the latter have only a basic grasp of design concepts.

It is the designer's job to take the client's ideas and translate them into a plan that follows all the rules of excellent design while still satisfying the client's expectations. Striking a balance between the client's desires and the design's visual appeal and effectiveness is essential. Plus, it's not enough for a designer to only carry out the client's requests; they must also provide their knowledge and help the client find practical design solutions. This entails describing design decisions, offering substitutes where needed, and improving the design as a whole by drawing on conceptual knowledge and practical expertise.

It is the responsibility of the designer to explain clearly and fill in any gaps in the client's comprehension, even when the client's assumed expertise in design could differ. Designers play the role of translators, using their training and expertise to explain intricate ideas to clients in a manner that they can understand. With this kind of training, designers can stand up

for values, aesthetics, and practicality in their design judgements.

A designer's job is complex, and Hollis's viewpoint supports this view. It entails bringing the client's idea to life while also enhancing it with extensive design expertise gained from education and experience. The importance of a designer's education in moulding their capacity to traverse the intricate terrain of client engagement and create designs that are both enthralling and based on design principles is underscored by this dynamic interaction between client expectations and design expertise.

Reflection to Students

Teaching and learning that integrates conceptual understanding with practical practice is very effective in fostering students' total skill development and allowing them to completely develop their skills. An essential component of this approach is the integration of project-based learning, which enables learners to engage actively in a variety of projects encompassing a broad range of design elements. Engaging in this practical experience equips students with a diverse range of practical skills, which is an essential asset as they readiness themselves to enter the workforce.

Recognising the significance of industry viewpoints, the educational environment

places a high value on students being exposed to current trends and anticipated standards. This is accomplished via seminars, workshops, and guest lectures, among other opportunities. Apprenticeships and collaborations with design firms serve to further connect academia and industry, providing students with the opportunity to implement their newly acquired skills in real-world environments.

Emphasising critical thinking and problem-solving as essential skills, students are challenged to approach design difficulties creatively and imaginatively. The best way for students to stay ahead of the competition is to keep an eye on what the industry is doing in terms of new technology and trends.

Reqaseni XVIII Special Edition 2024, entitled "Nadi x Re-imagine," exemplifies the dynamic design process that culminating-year students employed. For a period of two and a half years, students participate in informal initiatives that foster creative exploration and set up the foundation for their subsequent endeavours. This edition marks the official indication of their preparedness for the ultimate undertaking, symbolizing a transition from scholarly investigation to practical implementation in the professional world.

The pragmatic implementation of design skill is conspicuously exemplified through the creation of a modular artistic installation out of waste materials. This exemplifies not only resourcefulness but also a commitment to environmental sustainability. Involvement of the community facilitates the progression of the procedure and underscores the social responsibility that is intrinsic to their creations.

The design industry is characterised by the implementation of an iterative development process, continuous refinement, and documentation of the design voyage. Students ensure they are adequately informed about emergent technologies and current trends by integrating industry practices. By placing an emphasis on effective communication and collaboration, the collaborative approach provides students with the essential abilities to navigate the multidisciplinary facets of the design profession.

In summary, the Reqaseni XVIII Special Edition 2024: Nadi x Re-imagine stands as a prime example of a dynamic design process that encompasses various stages: intellectual preparation, practical application, community engagement, iterative development, documentation, and industry integration. This comprehensive approach prepares students for the ever-evolving demands of the design profession.

Embrace Differences – ‘Pulse to the heart’

"Embrace Differences: 'Pulse to the Heart'" emphasises diversity's value in our lives. It emphasises that variety strengthens our society, not simply tolerance. Embracing diversity gives our society life and creates a vibrant, inclusive atmosphere. It captures the idea that variety is a dynamic force that enriches human life. We may enhance our lives by accepting diversity and creating a dynamic and inclusive atmosphere.



Positive mindsets and life experiences acquired during a university education significantly contribute to both academic success and personal development. Motivating and fostering resilience, drive, and flexibility in young individuals empowers them to confront challenges directly and perceive setbacks as valuable opportunities for growth. During the university years, it creates the foundation for a thriving, creative, and personally fulfilling after graduation survival by establishing solid professional relationships, acquiring new abilities, and maintaining a healthy work-life equilibrium.

“Acquire knowledge and learn tranquility and dignity.”

-Omar Ibn al-Khattab-



AUTHOR
CHRISNA PINDAH

TITLE
“Ideation in Narrative Painting”



and unwavering basis for further exploration, discussion, and in-depth analysis of this multifaceted topic.

Definition of Ideation

In the context of narrative painting, ideation refers to the process of generating and exploring ideas to establish the underlying concept and story of the artwork. This involves delving into the depths of one's imagination and creatively brainstorming various possibilities and scenarios. By exploring and experimenting with different visual and conceptual elements such as imagery, symbolism, composition, and colour, artists are able to effectively convey the desired narrative.

Ideation is a dynamic and iterative process, one that allows artists to continuously refine and evolve their initial ideas into a cohesive and impactful visual representation. It is a journey of exploration, where the artist delves deep into their creative wellspring to extract the most profound, thought-provoking ideas. Each stroke of the paintbrush and each choice of color is carefully considered and deliberated upon, ensuring that every element chosen contributes to the overall narrative.

Through ideation, artists have the opportunity to craft narratives that capture the essence of their vision, whether it be an

Ideation in Narrative Painting

Introduction

The generation and development of ideas in narrative painting is a vital and integral component of the creative process. It entails the meticulous and deliberate creation of a rich, engaging, and profoundly meaningful narrative within the confines of a visual artwork. Through the implementation and utilization of a diverse range of highly-refined ideation techniques and strategies, artists are able to effectively convey their intended message and captivate viewers on a deep and emotional level, forging a strong and lasting connection between the artwork and its audience. This section will delve into the comprehensive and intricate overview of the utmost significance and paramount role of ideation in the realm of narrative painting, solidifying, and establishing a firm

exploration of human emotions, a depiction of historical events, or a commentary on societal issues. This process allows for a deep and profound connection between the artist and the viewer, as the narratives created hold the power to evoke emotions, provoke thoughts, and encourage dialogue.

Techniques associated with ideation in narrative painting vary greatly depending on the artist's style and approach. Some artists may begin with rough sketches, quickly capturing their initial ideas and concepts. Others may prefer to immerse themselves in research, gathering inspiration from various sources such as literature, history, or personal experiences. By studying and analysing these different techniques and characteristics, artists can expand their artistic repertoire and deepen their understanding of the narrative potential of painting.

In conclusion, ideation in narrative painting is a multifaceted and intricate process. It requires artists to tap into their creativity, explore various visual and conceptual elements, and continuously refine their ideas. Through this process, artists have the ability to create narratives that transcend the boundaries of the canvas and leave a lasting impact on the viewer. By delving into the specific characteristics and techniques associated with ideation in

narrative painting, artists can unlock the true potential of their artistic expression.

(Sylvester, 2021), (Tan and Tan2023), (Suh et al.2022), (Hernandez, 2024), (Gu et al., 2023), (Ismail et al.2022), (Albaghajati et al.2023), (Talgorn et al., 2022), (Sutton, 2022)

Importance of Ideation in Narrative Painting

Ideation plays a crucial role in narrative painting as it serves as the foundation for the entire creative process. It enables artists to carefully plan and structure their artworks, ensuring that the intended message is effectively conveyed to the audience. Moreover, through the power of ideation, artists can extensively explore and delve into various narrative possibilities, allowing their creative minds to wander through uncharted territories of imagination. They can experiment with an array of visual elements, engaging in a continuous dialogue between their thoughts and the canvas.

By dedicating ample time to ideation, artists can meticulously contemplate each artistic decision, ensuring that every stroke of the brush or choice of colour contributes to the overall composition in a harmonious and deliberate manner. This thoughtful process allows for the creation of artworks that go beyond mere aesthetics, carrying profound meanings and symbolism within their very

essence. The carefully curated symbols and visual cues provide viewers with a rich and immersive experience, inviting them to embark on a journey of interpretation and discovery.

Ideation, therefore, goes hand in hand with artistic expression, enabling artists to imbue their artworks with a profound sense of depth and emotional resonance. It is through this thoughtful process that the bridge between the artwork and its audience is solidified, forming a powerful connection that transcends time and space. The viewer becomes an active participant, invited to engage in a contemplative dialogue with the artwork, exploring its hidden layers, and unravelling its intricacies.

In conclusion, ideation is not simply a preliminary step in the creative process; it is the very heartbeat of narrative painting. It fuels artists' imagination, allowing them to breathe life into their compositions and communicate their thoughts and emotions effectively. By exploring various narrative possibilities, experimenting with visual elements, and infusing profound symbolism, artists can create artworks that resonate deeply with viewers, capturing their hearts and minds. With every stroke of the brush and each artistic decision made in the realm of ideation, narrative painting is given meaning, purpose, and a voice that

transcends the boundaries of time and space.

Historical Overview

Throughout history, narrative paintings have played a significant role in capturing and conveying stories. They have served as a medium through which artists communicate ideas, emotions, and cultural values. The evolution of ideation techniques in narrative painting can be traced through different periods, each characterized by distinct artistic styles and approaches.

In ancient civilizations such as ancient Egypt, Greece, and Rome, narratives were often depicted on walls and pottery, showcasing the early forms of ideation in painting. These artworks served as visual narratives, chronicling important events and mythological tales. Artists utilized symbolism and hieroglyphics to convey meaning and engage viewers in deciphering the stories within the paintings. As art progressed into the Renaissance era, artists embarked on a journey of artistic exploration, breaking free from the constraints of medieval traditions. They started to experiment with perspective, anatomy, and storytelling techniques, further enhancing the narrative aspect of their paintings. Artists such as Leonardo da Vinci and Michelangelo sought to depict realistic human forms and emotions,

elevating the art of narrative painting to new heights.

The Baroque period witnessed a shift towards dramatic and theatrical narratives in painting. Artists explored different techniques such as chiaroscuro (the play between light and shade) to create a sense of depth and convey intense emotions. These paintings often depicted scenes from biblical stories, ancient myths, or historical events, captivating viewers with their grandeur and emotional impact.

Understanding the historical overview of ideation in narrative painting provides valuable insights into the development and progression of this art form. It allows us to appreciate the innovation and skill that artists throughout history have employed to capture and convey stories through their paintings. From the ancient civilizations to the Renaissance and Baroque periods, narrative painting continues to captivate audiences and serve as a powerful means of storytelling.

Early Narrative Paintings and Ideation

Early narrative paintings were heavily influenced by the culture and beliefs of the societies in which they were created. In the ancient civilizations of yore, these captivating masterpieces often vividly portrayed an array of mesmerizing myths, awe-inspiring religious stories, and

enthraling historical events. The process of ideation involved in these early works was meticulous and involved thoughtful planning and intricate consideration of the tale to be unveiled. With a deep understanding of the power of visual storytelling, visionary artists ingeniously employed an array of symbolic imagery and dynamic storytelling techniques, creating a vivid tapestry of intricate narratives that effortlessly captured the imagination. The skillful manipulation of composition, color harmonies, and the enigmatic language of symbolism played a pivotal role in successfully conveying the intended message to the eager audience. Through the meticulous study of these early narrative paintings, we are granted profound insights into the foundational techniques and approaches to ideation that have since defined and shaped this unparalleled art form.

Influence of Ideation on Renaissance Narrative Paintings

The Renaissance period, also known as the rebirth of art and culture, witnessed a truly remarkable and transformative evolution in the realm of narrative painting. This evolution was heavily influenced by the profound concept of ideation, which played a pivotal role in shaping the artistic practices and techniques of the era.

During this extraordinary period, renowned artists such as Leonardo da Vinci and Michelangelo embarked on a passionate exploration of the human form, perspective, and anatomical accuracy within their narrative works of art. These visionary artists sought to push the boundaries of artistic expression and transcend the established norms of their time.

One of the notable changes that occurred during the Renaissance was the process of planning and developing ideas for narrative paintings. Artists began to adopt a more structured approach by meticulously sketching and thumbnailing their compositions before committing them to the canvas. This newfound method allowed for a greater level of precision, detail, and artistic vision to be translated onto the final artwork.

The concept of ideation, when applied to Renaissance narrative paintings, was driven by a profound desire to create scenes that were not only believable but also emotionally resonant. The artists of this golden age drew inspiration from a wide range of sources, including classical myths, religious stories, and significant historical events. By infusing their works with these timeless narratives, Renaissance artists aimed to evoke deep emotions and captivate the viewer's imagination.

The integration of ideation techniques into narrative painting during the Renaissance marked a definitive turning point in the history of the art form. It laid the foundation for future generations of artists to explore and experiment with new ways of storytelling through visual imagery. The legacy of this era continues to resonate even today, inspiring contemporary artists to embrace the power of ideation and harness its potential in their own creative endeavours.

In conclusion, the Renaissance period stands as a testament to the remarkable influence of ideation on narrative painting. Through the visionary works of artists like Leonardo da Vinci and Michelangelo, the human form was brought to life with unparalleled beauty and anatomical accuracy. The structured process of planning and developing ideas paved the way for emotionally resonant and visually captivating scenes, drawing inspiration from classical myths, religious tales, and significant historical events. By embracing ideation techniques, Renaissance artists forever altered the course of narrative painting, leaving an indelible mark on the art world that continues to be celebrated and admired today.

Ideation Techniques in Baroque Narrative Paintings

The Baroque period brought forth a new era of narrative painting, characterized by its grandeur, emotionality, and theatricality. Ideation techniques employed during this period aimed to evoke strong emotional responses from the viewers. Artists like Caravaggio and Rembrandt experimented with techniques such as chiaroscuro, using light and shadow to create a dramatic atmosphere. Narrative compositions were carefully planned, with the placement and arrangement of figures contributing to the storytelling. Symbolism continued to play a vital role, with objects and gestures holding deeper meanings within the narratives. The ideation process in Baroque narrative painting involved meticulous attention to detail and the careful orchestration of visual elements to create compelling and thought-provoking works of art.

Elements of Ideation

In narrative painting, the elements of ideation play a crucial role in conveying the intended story or message. These elements consist of imagery, symbolism, composition, layout, colour, lighting, texture, perspective, and atmosphere. Each element contributes to the overall conceptualization and communication of ideas through visual means. By carefully selecting and incorporating these

elements, artists are able to effectively convey a wide range of emotions, such as joy, sorrow, love, or anger. Moreover, they can convey narrative themes with greater depth and complexity, ensuring that every detail and brushstroke carries meaning and significance. The use of a deliberate visual language allows these artworks to resonate deeply with the viewer, evoking profound emotions and inviting them into the artist's world. Through meticulous attention to detail and the skilful implementation of ideation elements, narrative paintings become powerful vessels of storytelling, capable of transcending words and immersing the viewer in a captivating visual narrative.

Imagery and Symbolism

Imagery and symbolism are essential components in the ideation process of narrative painting. They allow artists to evoke specific emotions, narratives, and concepts through carefully chosen visual representations. Imagery refers to the use of visual elements such as objects, figures, and landscapes to convey meaning, while symbolism involves the use of symbolic representations to communicate deeper ideas or messages. By skilfully incorporating imagery and symbolism, artists can enhance the narrative, evoke associations, and engage viewers on multiple levels of interpretation.

Composition and Layout

The composition and layout of a narrative painting are fundamental elements of ideation that contribute to the overall visual storytelling. Composition refers to the arrangement of visual elements within the picture plane, including the placement, scale, and relationships between these elements. A well-considered composition ensures that the narrative is conveyed in a visually harmonious and balanced manner. Similarly, the layout refers to the organization of different elements within the painting, such as foreground, middle ground, and background, as well as the positioning of characters or objects to guide the viewer's gaze and create a sense of depth and perspective.

Colour and Lighting

Colour and lighting significantly contribute to the ideation process in narrative painting. The selection and use of colour palettes can convey particular moods, atmospheres, and emotions that enhance the narrative and create visual impact. Artists make deliberate choices regarding colour harmony, contrast, and saturation to evoke specific responses from the viewer. Additionally, lighting plays a crucial role in defining the mood and highlighting significant elements within the composition. The strategic use of light and shadow helps to create depth, focus attention, and

convey a sense of drama or atmosphere, further enhancing the narrative and overall visual impact.

Ideation Process

Ideation process is a crucial stage in narrative painting where artists generate and develop creative ideas for their artwork. It encompasses various stages, starting from research and concept development, followed by sketching and thumbnailing, and finally refining and finalizing ideas. The ideation process allows artists to explore different possibilities, experiment with concepts, and develop a cohesive narrative. It plays a vital role in ensuring that the final artwork effectively communicates the intended message or story to the viewer.

Research and Concept Development

Research and concept development are essential components of the ideation process in narrative painting. Artists engage in thorough research to gather relevant information, explore different themes, and gain inspiration for their work. This research phase helps artists deepen their understanding of the subject matter and develop a strong conceptual foundation. It involves studying historical references, analysing existing artwork, and exploring narrative techniques used in storytelling. Concept development involves

brainstorming ideas, identifying key elements, and establishing the central theme or message that the artist intends to convey in their painting.

Sketching and Thumbnailing

Sketching and thumbnailing are vital and indispensable components of the ideation process in narrative painting. Once artists have conducted thorough research and developed their concepts, they embark upon the journey of visually exploring their ideas through the power of sketching. Sketches serve as a gateway for artists to delve into the depth of experimentation, as they allow for the manipulation of composition, layout, and a plethora of visual elements. Meanwhile, thumbnailing takes on a completely different approach by utilizing small, quick sketches to navigate through an array of composition options and visualize the overall arrangement of elements within the artwork. These initial sketches and thumbnails hold the weight of serving as the blueprints that lay the groundwork for refinement and informed decision-making, thus propelling artists towards the final stage of the ideation process with utmost confidence and clarity.

Refining and Finalizing Ideas

Refining and finalizing ideas is the last phase of the ideation process in narrative painting. At this stage, artists take their initial sketches and thumbnails and work towards refining and polishing their concepts. They pay attention to details, compositions, colors, and lighting, ensuring that their ideas are brought to life in a visually compelling and cohesive manner. Artists may choose to create more detailed drawings or even small-scale studies to further refine their ideas and experiment with different techniques or materials. This phase requires careful consideration and iteration to achieve the desired outcome and successfully convey the intended narrative or message in the final artwork.

Techniques for Generating Ideas

Techniques for generating ideas are essential for the ideation process in narrative painting. They help artists explore different possibilities and unlock their creativity. Four commonly used techniques include mind mapping, brainstorming, storyboarding, and collage and mood boards. These techniques encourage artists to think visually and conceptually. By utilizing mind mapping, artists can create visual diagrams that connect various ideas and themes, allowing for organic idea generation. Brainstorming involves generating a large number of ideas in a

short amount of time, fostering a free-flowing and uninhibited thought process. Storyboarding allows artists to plan and visualize the sequence of events in a narrative, leading to the development of compelling storylines. Lastly, collage and mood boards provide a visual representation of different elements, colors, and textures, aiding in the exploration and selection of appropriate visual elements for the final painting.

Mind Mapping

Mind mapping is a powerful technique for generating ideas in narrative painting. It involves creating a visual diagram that connects different concepts, themes, and elements related to the painting's narrative. Artists can start with a central idea or theme and branch out to explore various sub-topics and associations. Mind mapping allows for a non-linear thought process, encouraging the exploration of multiple directions and possibilities. By visually organizing ideas, artists can better understand the relationships between different elements and create a cohesive and meaningful narrative in their paintings. This technique is particularly useful in the early stages of ideation, providing a solid foundation for further development and refinement of ideas.

Brainstorming

Brainstorming is a vital technique in the ideation process for narrative painting. It involves generating a wide range of ideas rapidly and without judgment. Artists can engage in individual or group brainstorming sessions to explore different narrative possibilities, characters, settings, and compositions. The primary goal is to generate a large quantity of ideas, as quantity often leads to quality. By allowing their thoughts to flow freely, artists can tap into their creative instincts and discover unique and innovative concepts. Brainstorming sessions can be facilitated through prompts, visual references, or open-ended discussions. This technique encourages artists to think outside the box and push the boundaries of their creativity.

Storyboarding

Storyboarding is an incredibly valuable technique that plays a crucial role in facilitating and enhancing the ideation process of narrative paintings. It encompasses a meticulous and comprehensive approach towards planning and visualizing the captivating sequence of events within a story or narrative. By employing storyboards, artists are empowered to skilfully and intricately sketch out the pivotal moments, remarkable compositions, and diverse

perspectives that they aspire to capture in their awe-inspiring paintings.

The utilization of storyboarding in the creative process allows artists to efficiently organize their thoughts, ideas, and concepts, ultimately leading to the creation of a visually appealing and harmonious narrative. Through the methodical process of storyboarding, artists are provided with a unique opportunity to immerse themselves in the exploration and experimentation of various compositions, perspectives, and moods. This invaluable process enables artists to make well-informed decisions with regards to the overall storytelling aspect of their paintings.

By harnessing the power of storyboarding, artists are essentially able to effectively communicate and convey their intended narratives in a visually striking manner. Additionally, storyboarding acts as a guiding presence, serving as a meticulous roadmap for the execution of their artwork. It provides artists with a clear direction and acts as a source of inspiration and motivation throughout the entire creative process.

In conclusion, storyboarding serves as an indispensable tool for any artist seeking to elevate their artistic endeavours to new heights. It serves as a catalyst, unlocking boundless creativity, and allowing for the creation of truly engaging and captivating

visual narratives. Through the diligent and thoughtful implementation of storyboarding, artists are empowered to realize their artistic vision and produce artworks that transcend the boundaries of imagination and truly resonate with viewers on a profound level.

Collage and Mood Boards

Collage and mood boards are incredibly valuable and essential techniques for generating a multitude of ideas and inspiration within the realm of narrative painting. The art of collage is a highly versatile and imaginative method that involves skilfully arranging an abundant array of diverse visual elements, which include images, textures, and an extensive palette of vibrant colours. This intricate process unravels a fascinating exploration of endless compositional possibilities for artists to delve into.

With the power to experiment with countless combinations and arrangements, artists are granted the splendid opportunity to uncover extraordinary and unparalleled visual solutions to amplify the impact of their narratives. The exquisite artistry behind mood boards takes on a contrasting approach, focusing primarily on capturing the desired aesthetic and atmosphere that artists strive to convey through their masterpieces.

In the creation of mood boards, artists dedicate themselves to meticulously collecting a harmonious blend of captivating images, alluring colours, and mesmerizing textures that effortlessly evoke the intended mood or emotion they wish to portray. By meticulously choosing each element, be it a photograph, a swatch of fabric, or a vibrant stroke of paint, artists establish a comprehensive visual reference point that flawlessly guides their creative process.

These invaluable techniques act as a creative beacon, empowering artists to fearlessly embark on visually exploring a multitude of unique possibilities. With each stroke of colour, arrangement of elements, and meticulous refinement, artists are able to refine their artistic vision and discerningly make informed decisions about the precise visual elements that will ultimately find their place within the masterfully crafted narrative painting.

Through the wondrous utilization of collage and the compelling allure of mood boards, artists not only expand their artistic horizons but also unlock the breathtaking potential for limitless creativity. As they traverse the intricate landscape of these techniques, artists are constantly presented with a cornucopia of inspiration, enabling them to seamlessly bring their artistic visions to life while captivating audiences with narrative paintings that

resonate with profound depth and meaning.

Case Studies

Case studies play a vitally important and undeniably significant role in deepening our understanding of the intricate and fascinating concept of ideation in the captivating realm of narrative painting. By critically and meticulously analysing and delving into the awe-inspiring and captivating specific works of exceptionally renowned and influential artists, we are bestowed with an invaluable opportunity to not only acquire profound insights into their exceptionally intricate and nuanced ideation processes but also unravel and decipher the enigmatic and alluring techniques employed by these artists. Through these meticulously conducted and scrupulously scrutinized case studies, we are able to embark on an enthralling and enlightening expedition delving into the mesmerizing world of narrative painting, whereby we expound upon how these profoundly skilled and visionary artists ingeniously and masterfully incorporated and harnessed various elements of ideation such as imagery, composition, and the enigmatic interplay of vivid and entrancing colours within the very fabric of their spellbinding and captivating paintings. Furthermore, by immersing ourselves in the awe-inspiring and thought-provoking universe of these spellbinding case

studies, we are able to meticulously scrutinize and thoroughly dissect the works of three truly extraordinary and unparalleled artistic luminaries, namely Leonardo da Vinci, Rembrandt, and Frida Kahlo. Through our meticulous examination and analysis of their remarkable and prodigious bodies of work, we are able to seize a unique opportunity to conscientiously unravel and intricately comprehend their strikingly distinctive and unparalleled approaches towards the multifaceted and enthralling realm of ideation. Moreover, we are afforded an unparalleled and remarkable glimpse into the profound and far-reaching impact that their innovative and groundbreaking ideational processes exerted upon their awe-inspiring and profoundly moving narrative paintings, forging an indelible mark upon the annals of artistic brilliance.

Ideation in the Works of Leonardo da Vinci

Leonardo da Vinci's works are a remarkable testament to his extraordinary ideation abilities. His magnificent paintings, such as "The Last Supper" and the world-renowned masterpiece "Mona Lisa," vividly showcase his meticulous and highly detailed ideation process. Leonardo dedicated himself to carefully planning and crafting his compositions, employing ingenious techniques like sfumato and chiaroscuro to infuse his artworks with an

unparalleled sense of depth and realism. Exemplifying unrivalled precision, he skilfully utilized symbolism and storytelling through the intricate use of gestures and expressions, imbuing his paintings with captivating narratives. By closely studying Leonardo's magnificent body of work, we are granted valuable insights into the way he nurtured and perfected his groundbreaking ideas, truly underscoring the profound significance of ideation in the realm of narrative paintings crafted by this ingenious artist.

Ideation in the Works of Rembrandt

Rembrandt's paintings illustrate his unique approach to ideation in narrative painting. His works, such as "The Night Watch" and "The Anatomy Lesson of Dr. Nicolaes Tulp," showcase his mastery of composition and lighting. Rembrandt's ideation process involved careful attention to details, creating a sense of realism and capturing the emotions of his subjects. His use of chiaroscuro and dramatic contrasts brought depth to his narrative paintings. Exploring Rembrandt's works allows us to delve into his methods of ideation and understand how it influenced the narrative aspects of his paintings. Through his meticulous brushwork and nuanced use of colour, Rembrandt crafted immersive and emotionally resonant scenes that continue to captivate audiences worldwide. The meticulous attention to detail present in his

artworks showcases his unwavering commitment to honing his craft and pushing the boundaries of artistic expression. Rembrandt's unique approach to ideation revolutionized the field of narrative painting, inspiring countless artists to explore the depths of storytelling within their own works. His genius lies not only in his technical skill, but also in his ability to infuse his paintings with a profound sense of humanity, inviting viewers to connect on a deeply emotional level. With every stroke of his brush, Rembrandt breathed life into his subjects, capturing the fleeting moments of joy, sorrow, and introspection that define the human experience. Through his artistry, he transported the observer to another time and place, engaging their senses and igniting their imaginations. In examining the rich tapestry of Rembrandt's paintings, one can witness the intersection of history, psychology, and visual storytelling. Each piece serves as a window into the past, offering glimpses into the lives and struggles of individuals long gone. From the darkness of his backgrounds to the patchwork of colours that define his subjects, Rembrandt's works evoke a sense of transience and the transient nature of the human condition. As viewers, we are invited to delve beneath the surface and unearth the underlying narratives that unfold before us. Through his use of symbolism and meticulous attention to detail, Rembrandt provides a visual

language through which universal truths and emotions can be expressed. Whether it is the subtle interplay of light and shadow or the haunting expressions on his subjects' faces, each element of his paintings serves a purpose, contributing to the overall story being told. Such is the power of Rembrandt's ideation process; a masterful dance between technique, emotion, and narrative that continues to captivate and inspire generations of art enthusiasts. It is through the exploration of his works that we gain a deeper understanding of the complexities of storytelling within visual art and the enduring significance of Rembrandt as a true visionary of his time.

Ideation in the Works of Frida Kahlo

Frida Kahlo's works reveal her distinct ideation process, characterized by symbolism and personal expression. Through her array of captivating self-portraits, including the iconic "The Two Fridas" and "The Broken Column," Kahlo successfully communicated her multifaceted range of emotions and experiences. Her ideation involved immersing herself deeply into the abyss of her innermost being, utilizing an exquisite palette of vibrant hues and employing surrealistic imagery to craft an extraordinary visual language. By ingeniously intertwining elements of reality and symbolism, Kahlo masterfully weaved

intricate narratives that eloquently mirrored her profound introspection as well as the unceasing hurdles she encountered throughout her riveting existence. Devotedly delving into Kahlo's unparalleled body of work grants us an awe-inspiring opportunity to embark on an exhilarating expedition, wherein we can meticulously analyse and decode the indispensable role that ideation played in the creation of her resplendent narrative paintings, ultimately bestowing upon her an extraordinary platform to tirelessly articulate and magnify the resonance of her intensely personal narrative.

Contemporary Approaches to Ideation

Contemporary approaches to ideation in narrative painting have evolved and become more diverse in recent years. Artists today often go beyond traditional methods and experiment with new techniques and styles for expressing their ideas. They boldly venture into unconventional subject matters and incorporate influences from different cultures, resulting in an expanded range of artistic expressions. The boundaries of representation are constantly pushed, as artists seek to challenge the viewer's preconceived notions and provoke thought and response.

In addition, the integration of technology has become a prominent feature in the

ideation process of many contemporary artists. They harness the power of digital tools and software, allowing them to explore their ideas in new and exciting ways. Through the use of digital sketches, artists can visualize their narratives with greater accuracy and flexibility before bringing them to life on canvas. This blending of traditional and digital approaches not only enhances the creative process but also opens up a realm of possibilities for artists to experiment with alternative concepts and techniques.

The evolution of ideation in narrative painting has resulted in a vibrant and dynamic contemporary art scene. Artists are constantly pushing the boundaries of what is considered traditional, exploring new avenues of conceptualization, and inspiring each other to think outside the box. The fusion of diverse influences and the integration of technology have expanded the artistic possibilities, leading to a reinvigorated and ever-evolving narrative painting landscape. As the exploration continues, we can expect even more groundbreaking and thought-provoking works of art that challenge our perceptions and enrich our understanding of the human experience.

Digital Tools and Software for Ideation

Digital tools and software have completely transformed the ideation process in the

realm of narrative painting. In this day and age, artists are equipped with an extensive array of software applications that are tailor-made for the creation and evolution of visual narratives. These groundbreaking digital tools come with an impressive range of features, from digital sketching capabilities to the ability to layer various elements, and even manipulate colours with utmost ease and precision. The possibilities are truly limitless!

One of the exceptional advantages of employing digital software in the ideation process is the ability to experiment with a multitude of ideas and compositions in a seamless and efficient manner. The flexibility offered by these tools enables artists to explore new concepts and refine their artistic vision effortlessly. Gone are the days when artists had to laboriously erase or redo certain elements of their work. With digital software, undoing and modifying aspects of a painting can be done in real-time, promoting an iterative approach that allows for constant refinement and improvement.

To further elevate the visual storytelling experience, artists can tap into a vast collection of digital brushes and textures. By utilizing these tools, they can add an additional layer of depth, complexity, and visual richness to their narratives. Whether it's through the subtle use of texture to evoke a certain emotion or the creation of

intricate details that captivate the viewer's imagination, the possibilities are truly awe-inspiring.

In conclusion, the advent of digital tools and software has truly revolutionized the world of narrative painting. Artists now have an unprecedented level of creative control at their fingertips, empowering them to bring their artistic visions to life in ways that were previously unimaginable. Whether it's through the rapid experimentation, seamless modification, or the integration of captivating visual elements, these digital tools have opened up a world of possibilities for artists to explore and redefine the boundaries of narrative painting.

Collaborative Ideation Techniques

Collaborative ideation techniques have gained significant popularity in contemporary narrative painting. Artists recognize the value of working in collaboration with others to generate ideas and expand their creative horizons. Collaborative ideation techniques involve brainstorming sessions, collective sketching, and group discussions, allowing artists to tap into multiple perspectives and exchange insights. This collaborative process fosters a dynamic environment for ideation, enabling artists to explore diverse narratives, challenge their own preconceptions, and push the boundaries

of their work. Through collaboration, artists can benefit from the collective brainstorming, knowledge, and experiences of their peers, leading to more innovative and thought-provoking narrative paintings.

By engaging in collaborative ideation, artists are able to access a wealth of imaginative possibilities. When artists come together and pool their thoughts, a rich tapestry of ideas is woven before their eyes. This exchange of perspectives becomes a catalyst for inspired creativity, propelling artists to explore uncharted territories in their artwork. The power of collective brainstorming allows for a fusion of unique visions, resulting in a profusion of narratives waiting to be captured on canvas.

Moreover, the process of collective sketching introduces an element of serendipity and surprise. As artists put pen to paper simultaneously, their individual strokes merge harmoniously into a symphony of lines and forms. This collaborative dance of sketches gives birth to unforeseen concepts and unexpected juxtapositions, breathing new life into the creative process. Through this dynamic practice, artists not only stretch their own artistic boundaries but also provoke a sense of wonder and intrigue among viewers.

Group discussions within collaborative ideation serve as intellectual treasure troves for artists. A myriad of perspectives, experiences, and insights are shared, providing a fertile ground for artists to nurture their ideas. In these discussions, artists engage in a passionate exchange of thoughts, challenging one another to explore unconventional narrative avenues. The amalgamation of diverse viewpoints fuels a transformative dialogue, guiding artists towards fresh interpretations and unconventional approaches.

The collaborative ideation process encourages artists to confront their own preconceptions and break free from artistic limitations. As they expose their ideas to the scrutiny of their peers, artists discover new facets of their narratives and unlock hidden potential within their work. This journey of self-discovery leads to breakthrough moments, where artists transcend their comfort zones and embark on daring artistic endeavours. The collaborative landscape becomes a breeding ground for experimentation and innovation, propelling artists towards uncharted artistic territory.

Ultimately, the power of collaboration lies in its ability to push narrative paintings beyond conventional boundaries. Through collective brainstorming sessions, artists harness the wisdom and creativity of their peers, infusing their work with fresh

perspectives and ideas. By embracing collaborative ideation techniques, artists can unleash the full potential of their narratives, creating thought-provoking and emotionally resonant artwork that captivates viewers. With each collaborative endeavour, the world of narrative painting expands, embracing new possibilities and unlocking the boundless depths of artistic expression.

Challenges and Solutions in Ideation

In the process of ideation in narrative painting, artists often face a wide array of challenges that can pose obstacles to their creative flow. These challenges may include various types of creative blocks that stifle innovation and inhibit the free flow of ideas. Additionally, artists may struggle with finding the delicate equilibrium between originality and familiarity, as they strive to create fresh and compelling narratives while still anchoring their work in elements that resonate with their audience. To overcome these hurdles, artists can employ a multitude of diverse techniques for generating ideas. One approach is the utilization of mind mapping, a method that allows the artist to visually explore the interconnectedness of their thoughts and concepts. By mapping out their ideas in a non-linear format, artists can break free from the limitations of traditional thought patterns and discover new pathways for their creativity to flourish.

Brainstorming is another powerful tool that artists can employ. This technique encourages the rapid generation of ideas without judgment or censorship. By embracing a mindset of uninhibited exploration, artists can tap into the vast depths of their subconscious, unearthing hidden gems that may have otherwise remained dormant.

Storyboarding offers yet another avenue for artists to expand their creative horizons. By visually plotting out the narrative structure of their work, artists can gain a deeper understanding of the flow and pacing of their storytelling. This method allows them to experiment with different perspectives, compositions, and sequences, ultimately leading to a more cohesive and impactful narrative.

Collage and mood boards are tactile methods of ideation that involve the curation and arrangement of various visual elements. Artists can combine disparate images, textures, and colours to create a visual collage that represents the essence of their desired narrative. Similarly, mood boards allow artists to explore and refine the emotional tone and atmosphere they wish to convey. By immersing themselves in this visual landscape, artists can tap into the power of symbolism and evoke specific moods and emotions in their work.

In addition to these techniques, artists can also find inspiration and guidance by

studying historical examples and contemporary approaches to ideation. By analysing the works of past masters and staying informed about the current state of the art world, artists can gain valuable insights into the evolution of narrative painting. This knowledge empowers artists to strike a delicate balance between originality and familiarity, drawing inspiration from the past while adding their unique voice to the ongoing dialogue of artistic expression.

Furthermore, artists can benefit greatly from actively seeking feedback and embracing the iterative process of refining their ideas. By sharing their work with peers, mentors, or art critics, artists open themselves up to invaluable perspectives and constructive criticism. This input can help them uncover blind spots, identify areas for improvement, and push their narratives to new heights of excellence.

By incorporating these various strategies into their artistic practice, artists can transcend the challenges of ideation and unlock the full potential of their narrative paintings. They can harness the power of imagination, combine it with a strong foundation of historical knowledge, and elevate their work through the iterative refinement of their ideas. This holistic approach allows artists to not only overcome creative blocks but to also enhance the quality and impact of their

narratives, captivating viewers and leaving a lasting impression.

Overcoming Creative Blocks

Creative blocks are common obstacles that artists frequently encounter during the ideation phase of narrative painting. In fact, these blocks can manifest in a variety of ways, making it challenging for artists to find inspiration or generate new ideas. However, there are numerous strategies that artists can employ to overcome these obstacles and breathe new life into their creativity.

One effective approach is to take breaks and engage in activities unrelated to painting. Stepping away from the canvas and going for a peaceful walk or immersing oneself in beautiful music can help refresh the mind and stimulate those dormant creative energies. By allowing the mind to wander and drift, artists often find themselves making unexpected connections and unlocking fresh ideas.

Experimentation with different ideation techniques is another valuable tool in an artist's arsenal. Trying out methods like sketching, thumbnailing, mind mapping, or brainstorming can propel artists into uncharted territories of thought, opening up new perspectives and untapped reserves of creativity. Exploring these alternative

approaches can lead to breakthroughs and inspire fresh and innovative concepts.

Furthermore, seeking inspiration from diverse sources can inject a much-needed burst of creativity. Looking to other art forms, literature, nature, or personal experiences can ignite a spark of inspiration, providing artists with a fresh wellspring of ideas to draw from. By immersing themselves in different mediums and exploring different worlds of expression, artists can fuel their imagination and expand their horizons.

Most importantly, artists must persistently explore alternative approaches and actively seek inspiration. It is through this relentless pursuit of creative solutions that artists can effectively overcome the daunting challenges of creative blocks and continue their ideation process. By embracing new techniques, drawing inspiration from various sources, and remaining steadfast in their artistic journey, artists can break through any creative barrier and realize their full potential.

Balancing Originality and Familiarity

For narrative painters, finding a delicate balance between originality and familiarity is crucial to their artistic practice. While it is important for artists to strive for uniqueness and innovation in their work, they must also incorporate elements of familiarity to

resonate with the audience and effectively convey their intended narrative. Achieving this balance requires extensive research and a deep understanding of art history, as it provides valuable insights into the successful integration of originality and familiarity.

By immersing themselves in the works of renowned artists from different periods, such as the brilliant Leonardo da Vinci, the masterful Rembrandt, and the iconic Frida Kahlo, narrative painters can gain invaluable knowledge about the various ideation techniques these artists utilized. They can analyse and observe how these exceptional artists achieved a harmonious blend of originality and familiarity in their respective works. By studying their techniques and approaches, narrative painters can assimilate this knowledge into their own creative process, allowing them to transcend the boundaries of traditional narratives and create paintings that are both distinctive and relatable to a contemporary audience.

Through this exploration of art history and the assimilation of techniques from iconic artists, narrative painters can breathe new life into their storytelling. They can weave together original concepts and narratives with familiar visual cues and references, creating a rich tapestry of artistic expression. This integration of originality and familiarity enables narrative painters to

engage their viewers on multiple levels, triggering emotional responses while also providing a sense of comfort and recognition.

Moreover, the incorporation of originality and familiarity in narrative paintings allows artists to establish a sense of continuity across different artistic movements and time periods. By building upon the foundations laid by their artistic predecessors, narrative painters can contribute to the evolution of artistic expression, while also adding a fresh perspective to the genre. This fusion of originality and familiarity becomes a catalyst for creativity, sparking new ideas and pushing the boundaries of narrative painting as an art form.

In conclusion, finding the balance between originality and familiarity is an art in itself for narrative painters. Through extensive research, a deep understanding of art history, and the assimilation of techniques from renowned artists, narrative painters can create works that are both strikingly unique and universally relatable. By harnessing the power of originality and familiarity, these artists can captivate their audience, immerse them in narratives that transcend time, and continue the legacy of narrative painting for generations to come.

Incorporating Feedback and Iteration

Incorporating feedback and embracing the iterative process of refinement is a vital and indispensable aspect of ideation in narrative painting. Artists can tremendously benefit, both personally and professionally, by actively seeking input and constructive criticism from their peers, esteemed mentors, or experienced art professionals. The invaluable feedback derived from others' perspectives can provide truly fresh insights, enabling artists to identify areas of improvement and refine their ideas and execution to astonishing heights.

Indeed, iteration stands as an essential cornerstone in the intricate and fascinating process of ideation, enabling artists to continually reassess and enhance the quality and impact of their narrative paintings. Through the power of iterative exploration, artists are granted the unparalleled opportunity to experiment with a diverse range of composition techniques, explore the interplay of various colours, master complex lighting nuances, and enrich their work with layers of meaningful symbolism. These deliberate acts of iteration grant artists the ability to achieve and surpass their desired narrative impact, elevating their art to unprecedented levels of evocativeness and emotional resonance.

Moreover, the constant feedback loop and iterative approach foster an environment of continuous growth and personal development for artists. Through this dynamic and ever-evolving journey, artists nurture their skills, expand their horizons, and refine their artistic voice. The iterative process transcends mere technique, encouraging artists to hone their creative instincts, refine their aesthetic sensibilities, and discover groundbreaking modes of visual storytelling. By embracing this perpetual cycle of ideation, feedback, and refinement, artists unlock extraordinary potential and propel themselves towards the pinnacle of their artistic prowess.

In conclusion, incorporating feedback and embracing the iterative process of refinement is not merely a worthy pursuit but an absolute necessity for narrative painters. The immeasurable benefits resulting from seeking input and constructive criticism, combined with the transformative power of iteration, propel artists to create artwork that is not only stronger and more evocative but also imbued with their unique artistic vision and voice. Through the dual forces of feedback and iteration, artists conquer new horizons, expand their creative repertoire, and emerge as true maestros of narrative painting.

Conclusion

In conclusion, ideation plays a crucial role in narrative painting, providing a strong foundation for the creation of meaningful and engaging artwork. Through this thorough exploration, we have extensively defined and explained ideation as the intricate process of generating and refining ideas for storytelling in visual art. It is through ideation that artists can truly bring their narratives to life on the canvas.

Throughout history, we have witnessed the immense importance of ideation in narrative painting. From the early narrative paintings that captivated audiences with their stories to the impact it had on the renowned works of the Renaissance and Baroque periods, ideation has been a driving force behind the creation of powerful and compelling artworks.

Delving into the various elements of ideation, we have thoroughly examined the significance of imagery, symbolism, composition, layout, color, and lighting in effectively conveying narratives in paintings. Each of these elements acts as a language of its own, allowing artists to communicate their stories through visual means. By understanding and utilizing these elements, artists can create masterpieces that resonate deeply with their viewers.

Additionally, we have explored numerous techniques and processes that aid in the ideation journey. Techniques such as research, sketching, refining ideas, mind mapping, brainstorming, storyboarding, and collage have been extensively dissected to showcase their role in the development of narrative painting. By utilizing these techniques, artists can fully explore their ideas, refine them, and ultimately bring them to life on the canvas. To further emphasize the significance of ideation, we have examined the works of iconic artists such as Leonardo da Vinci, Rembrandt, and Frida Kahlo. Through in-depth case studies, we have witnessed firsthand how these artists embraced and incorporated ideation into their creative process. Their artworks serve as a testament to the power of ideation in storytelling through visual art.

Furthermore, we have also explored contemporary approaches to ideation in narrative painting. The advent of digital tools and collaborative techniques has expanded the possibilities for artists, allowing them to explore new avenues and push the boundaries of their storytelling. By harnessing the power of technology and collaboration, artists can now create immersive and engaging narratives like never before.

Lastly, we have addressed the challenges that artists may face in the ideation

process. Creative blocks and the need to strike a balance between originality and familiarity are common hurdles that artists encounter. However, we have offered effective solutions to overcome these challenges, such as incorporating feedback and embracing the iterative process. By seeking feedback from others and continuously refining their ideas, artists can break through creative blocks and ensure that their narratives are fresh and compelling.

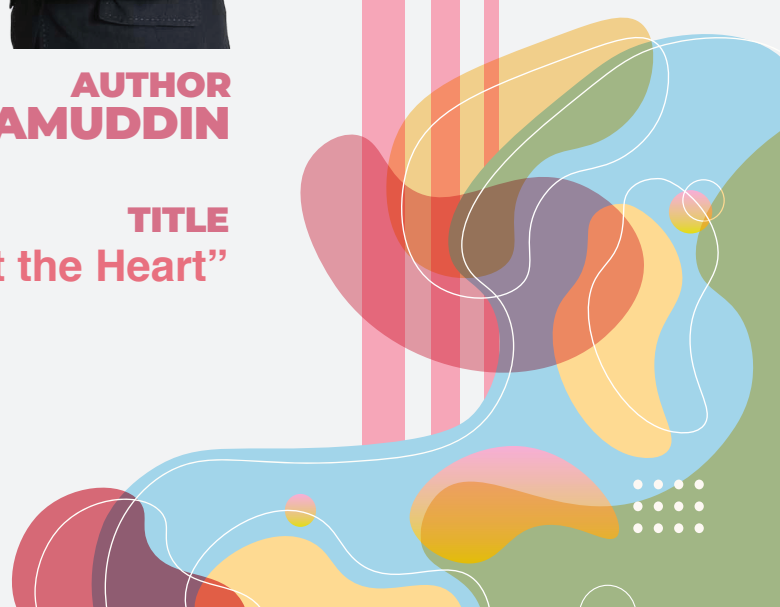
In summary, ideation in narrative painting is an incredibly dynamic and essential aspect of the artistic process. By harnessing the power of ideation, artists are able to effectively convey stories, emotions, and messages through their visual creations. It is through this meaningful exploration and development of ideas that narrative painting truly comes to life, captivating audiences and leaving a lasting impact.


signature design program pumps oxygen into overlooked realms by honouring inclusive advancement as the very heartbeat of cultural and commercial thriving reflecting Sarawak's exemplary ethos: "Innovation is tradition here."



AUTHOR
NURUL AMY AZURA HISHAMUDDIN

TITLE
“Placing Art at the Heart”





Placing Art at the Heart

Amidst many unresolved issues in our society, possessing the ability to think innovatively and creatively while embracing other perspectives proves highly advantageous. Art stimulates creativity, motivating students to articulate their thoughts, feelings, and concepts via diverse mediums such as painting, sculpting, printing, and digital design. Individuals can cultivate their voice and viewpoint by freely expressing themselves, promoting creativity and ingenuity. It is a cognitive approach that stimulates curiosity and willingness to take risks. Proficiency in these abilities is crucial for successfully navigating the dynamic and rapidly changing environment that students will enter. Art facilitates the expression of emotions via the manipulation of colour, empowers students to create artwork utilising repurposed materials, and

provides a platform for student voices to communicate thoughts that may be challenging to articulate. Art can often share profound thoughts without relying on words. Various artistic mediums foster varied cognitive processes not only in the artist but also in the viewer.

Art can alter our worldview by reawakening us to novel concepts, ideals, and viewpoints; it can either propel us further into the future or inspire us to reflect on the past. As well, it can also promote acceptance and raise awareness of social issues by uniting individuals irrespective of origin and it can be an invitation to problem-solve.

Besides that, art provides unique opportunities to comprehend diverse points of view and motivates individuals to effect significant social change, whether through

its creation or experience. In fact, art continues to influence the development of societies by fostering environments that encourage innovation and unity. (Rob Talley,2023)

However, Art and design are creative expressions that use visual elements to convey ideas, emotions, or messages.

While these terms are often used together, they encompass distinct concepts. Art encompasses many creative endeavours, such as literature, the performing arts, and visual arts. It is a form of expression that often reflects the artist's emotions, thoughts, or perceptions of the world. The purpose of art can vary widely. It may be

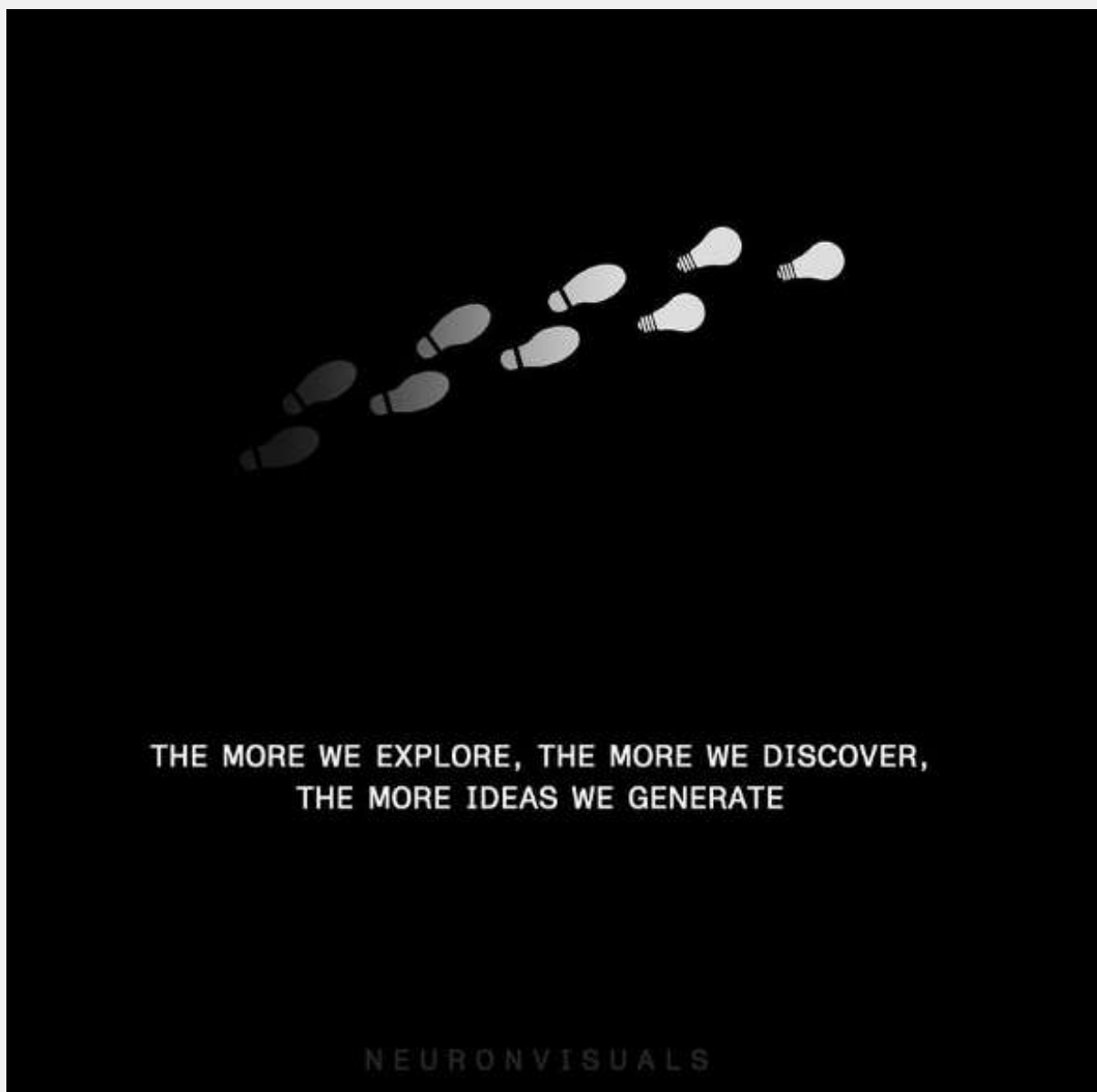


Figure 1 Image retrieved: https://www.instagram.com/p/C2pkt1BukXV/?img_index=5

created for aesthetic enjoyment, emotional

expression, social or political commentary, or even to challenge and provoke thought.

The concept of "Nadi" in art and design speaks to the life, energy, and vitality that breathe meaning into creative expressions. Creativity is the primary driving force in art and design and is an essential force that propels creative and design pursuits' dynamic and ever-changing character. The heartbeat fuels the generation of ideas, innovation, and the expression of unique perspectives. Like a pulse, creativity breathes life into the work of artists and designers. Art and design are dynamic, ever-changing fields. The heart represents the continuous evolution and adaptation to new ideas, technologies, and cultural influences. It reflects the forward movement and growth inherent in the creative process.

A process is a series of steps or actions to accomplish a specific objective, whereas a plan is a predetermined course of action that delineates the tasks that must be completed. A plan is essentially the blueprint, while a process pertains to the implementation of that blueprint.

It drives the artist's or designer's vision, dictating the direction of their work and allowing for ongoing research into novel concepts, methods, and points of view. It

comprises the capacity to envision, ingenuity, and individual expression.

Hence, it reflects the idea that successful works of art and design have an inherent life force that resonates with viewers and users. Being involved in art and design offers a multitude of rewarding aspects that can make it a fulfilling and enriching experience. Exploring and pushing creative limits may lead to a more profound knowledge of oneself and the world. One of the most gratifying aspects is the opportunity to express your creativity freely; art and design allow individuals to communicate thoughts, emotions, and ideas uniquely and visually compellingly.

There are no limits to what we can accomplish except the limits we place on our thinking. Art and design have the power to communicate complex messages, evoke emotions, and tell stories without words. Converting meaning through visual elements is a powerful and satisfying form of communication. The fields of art and design are constantly evolving, requiring individuals to stay curious and open to new techniques, technologies, and trends. This continuous learning process can be intellectually stimulating and personally fulfilling. Being an art and design person allows for constant exploration, growth, and the opportunity to contribute uniquely to the rich tapestry of human creativity, leaving a lasting impact on individuals and the world.

A person with expertise in art and design makes a significant and multifaceted contribution. By adopting a creative perspective, they imbue concepts with vitality, thereby converting notions into concrete manifestations that captivate, motivate, and deeply connect individuals and communities. By enriching society's visual language and cultural, their efforts improve our environment's aesthetic and functional qualities. Art and design professionals contribute significantly to problem-solving, innovation promotion, and positive change, in addition to their aesthetic responsibilities. The works possess the capacity to convey messages, stimulate intellectual reflection, and elicit sentiments, thereby making a lasting impact on society and enhancing the human condition.

According to Rayden Sia (2020), Numerous research articles have also related expressive writing, music, and art to long-term improvements in health, reduction of negative emotions and enhancement of positive emotions, and therapeutic effects in reducing stress and anxiety among patients with serious health issues. Art may be a beneficial tool for students, aiding self-expression, enhancing learning, and reducing stress. Moreover, studies indicate that art often serves as a coping technique due to its capacity to initiate a therapeutic process via self-expression when verbal

communication is insufficient. The arts provide the student with a means to express their creativity. Students with artistic aptitude may feel overlooked and marginalised when required to follow a scientific curriculum.

Ellysha Najwa (2020) states that by engaging in an education focused on the arts, these students may discover that their skills are more effectively used. Indeed, not all brains possess identical capabilities. For students currently continuing their studies in STEM fields, 2014 research indicated that arts-integrated learning was much more successful than standard teaching techniques in assisting students and elementary readers to recall scientific knowledge. These findings were further corroborated in 2019 research conducted by the same author. Arts education has unequivocal stress-reducing benefits that may help all student, irrespective of their skills or circumstances.



This adaptability enables people to explore and specialise in areas that match their interests. Communication is the main element acting as the "Nadi" in graphic design. Communication is at the core of graphic design and serves as the heartbeat that propels the designer's work. Effective graphic design is not merely about creating visually appealing images; it's about conveying a message, telling a story, and facilitating understanding.

Communication in graphic design involves strategically using visual elements such as typography, colour, imagery, and layout to effectively communicate information or evoke a specific response from the audience. Graphic design lies in the

designer's ability to synthesize complex ideas into a visually cohesive and compelling form. Whether designing a logo, a poster, a website, or any other visual communication piece, the essence of graphic design is to engage viewers, convey information clearly, and leave a lasting impression. This communicative element drives the decisions behind every design choice, guiding the rhythm and flow of the visual composition.

However, many consider "line" a fundamental and crucial element in visual art. The line is the basic building block of all visual art forms. It can create shapes, define boundaries, and convey movement. Through lines, artists can communicate various emotions, textures, and concepts.



to create this



you need this

Never Underestimate Your Simple Ideas

Lines can be straight or curved, thick or thin, continuous or broken, vital in establishing a composition's structure and visual language.

Please do not underestimate your strength. Avoid underestimating the significant influence that can have on the lives of individuals in our vicinity and the effect it may create. Within their simplicity often lies profound potential. It's a reminder that innovation and impact can sprout from the most straightforward concepts. Instead of dismissing simplicity, recognize its power to cut through complexity and resonate with clarity. These seemingly uncomplicated ideas might be the seeds of transformative solutions. Embrace the notion that simplicity can be a catalyst for creativity

seemingly modest ideas—they might be the key to unlocking remarkable possibilities. Through artwork, people can communicate their thoughts, feelings, and unique perspectives, contributing to a sense of identity and personal fulfilment.

The value of art and design lies in their transformative ability to enrich lives, stimulate creativity, and shape the cultural and visual landscape. They empower individuals to express their unique perspectives, fostering personal growth and emotional well-being. On a broader scale, art and design contribute to the vibrancy of societies, driving innovation, communicating complex ideas, and enhancing the aesthetic and functional aspects of our shared environment. As

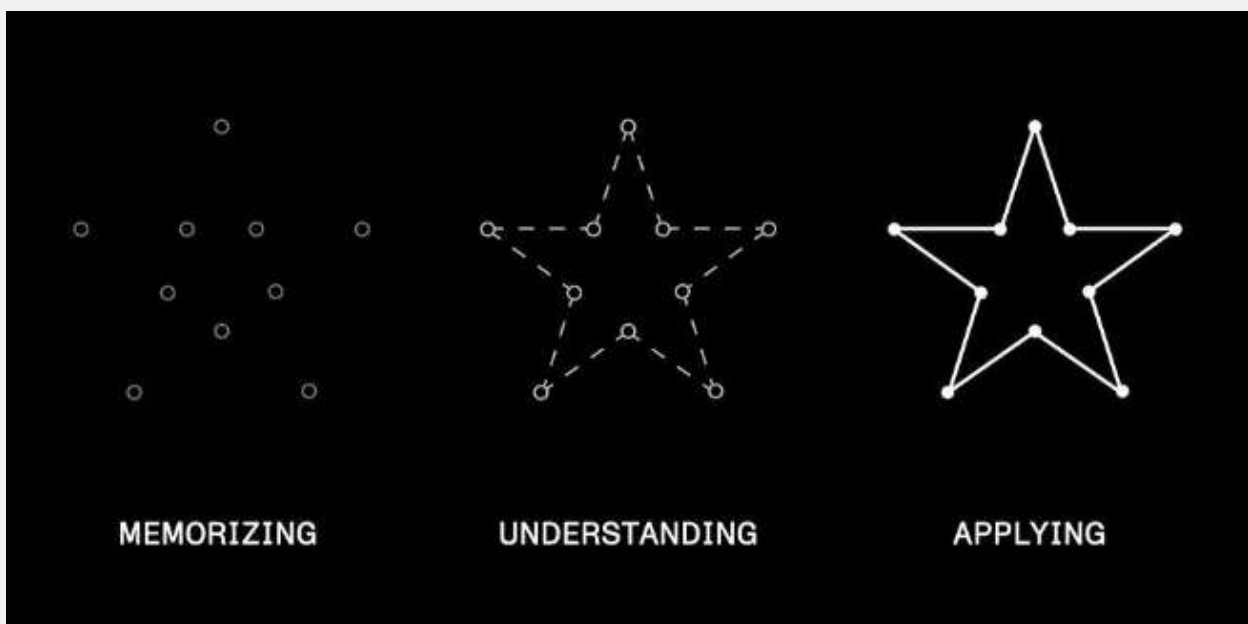


Figure 3: Step by step. https://www.instagram.com/p/C2pkt1BukXV/?img_index=3

and problem-solving, acknowledging that brilliance often dwells in the elegance of simplicity. So, foster and believe in our

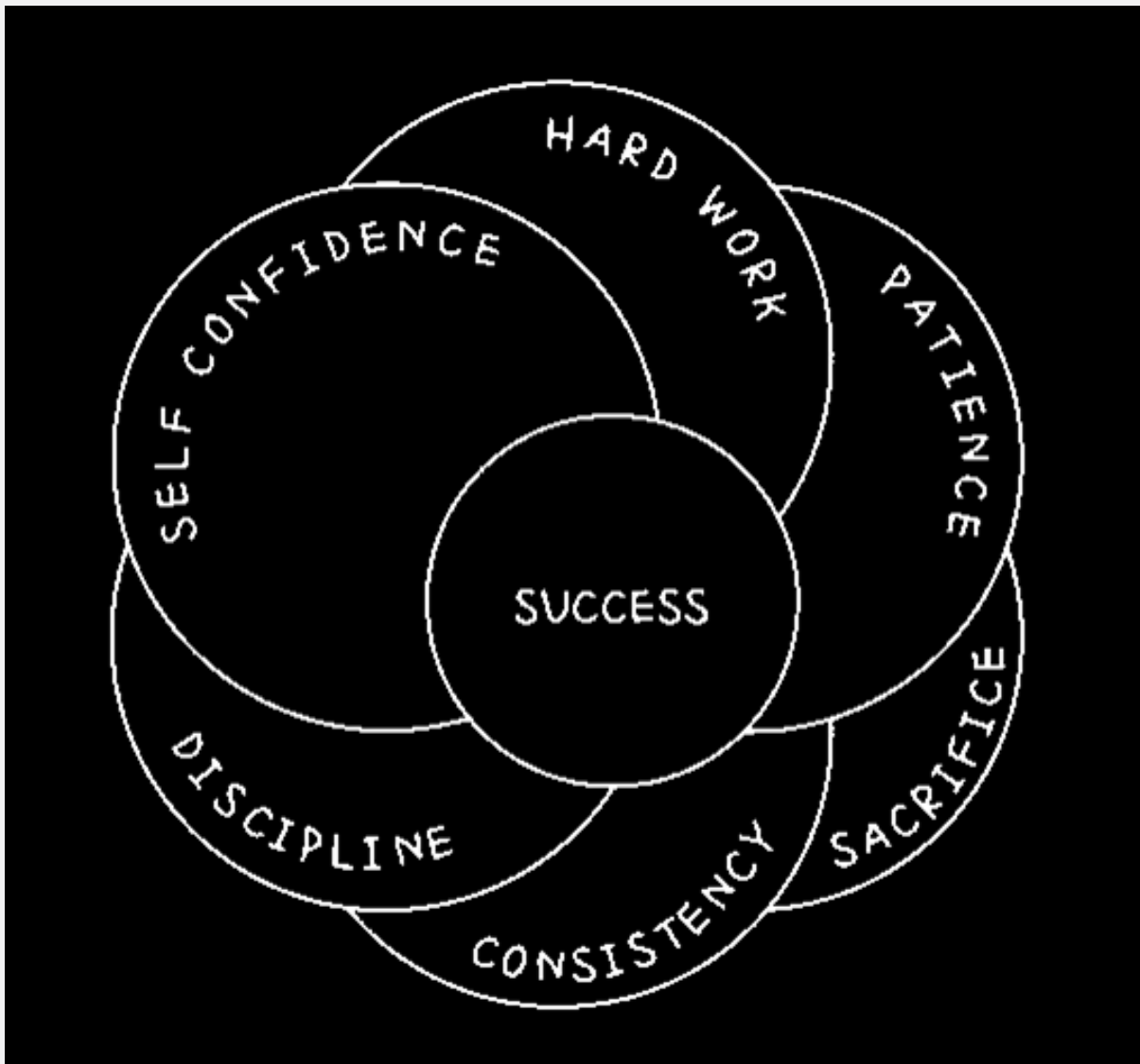


Figure 4: The key to success. <https://www.instagram.com/p/Cz8i19Gikk/>

essential pillars of human expression, art and design play a pivotal role in connecting people, fostering understanding, and leaving a lasting legacy that transcends time and boundaries. Designers often participate in problem-solving to suit the demands of customers and consumers. Finding innovative solutions to problems may be both intellectually stimulating and professionally rewarding. A journey of a thousand miles begins with a single step. Shapers are individuals who can transform

visualisation into actualization. These are the key to success and being a good example of the community as an art person. This is the key to success that can be an example to the community as a successful artist.

Life may present a set starting point, but the beauty lies in our choices along the journey. Embracing the power to shape the destination allows us to sculpt a unique and

meaningful path. It's not about where we begin but the transformative journey we craft towards our chosen destination. The challenges and failures are just paths toward continuous learning. The paramount element of creativity and invention is without fear of failure.

“Patience, consistency, and discipline are the only way to achieve greatness.”

(David Goggins)

In pursuing success, the path frequently starts at the starting point. Although many individuals aspire to reach the pinnacle, only a select handful have the fortitude to commence from the very beginning. The key to achieving success is the readiness to embrace modest origins, acquire knowledge from the beginning, and confront obstacles directly. Keep in mind that every tale of achievement starts with a solitary stride. Here's to individuals who dare to initiate, exert diligent effort, and ascend to the pinnacle of success.

that of others. We should prioritise our

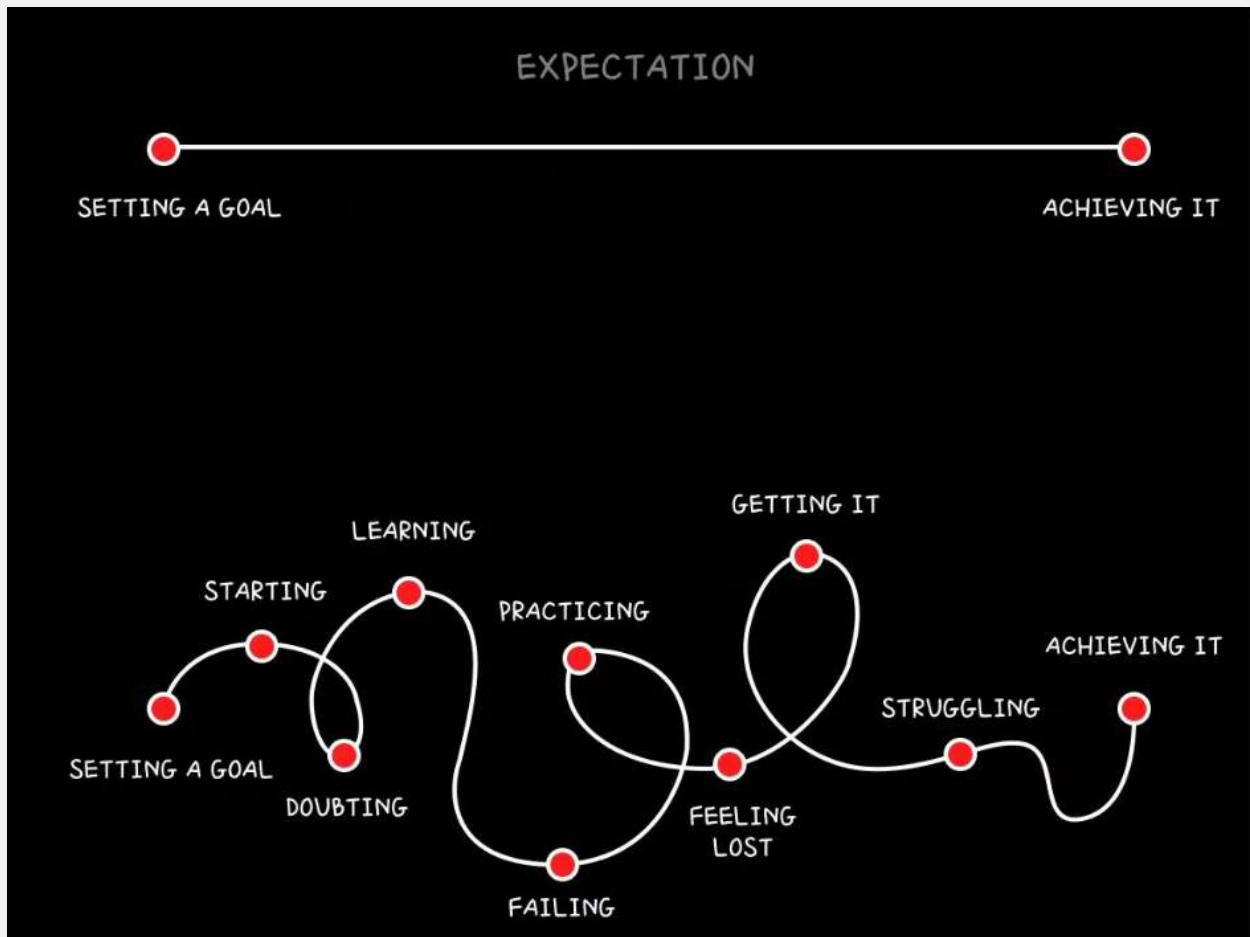


Figure 5: Setting a goal to achieve it. Image retrieved:

<https://www.instagram.com/p/C0vSXkcCW98/>

Attaining this goal necessitates dedication, regularity, flexibility, and acknowledging significant achievements during the journey. Achieving success frequently entails surmounting obstacles, acquiring knowledge, and maintaining unwavering concentration on the ultimate objective. Do not attempt to hasten the procedure. An individual will significantly appreciate the decision to act today one year from now. Over time, every piece of the puzzle will fit into its proper place. Cease making comparisons between your voyage and

growth rather than engage in comparisons with others.

In conclusion, art and design are essential to personal growth and the larger social fabric. They enrich the human experience, encourage creativity and innovation, and significantly influence culture, communication, and the general well-being of people and communities. Trust the process, even if we have to take a step back and embrace our journey to become a successful person.



AUTHOR
DR VALERIE ANAK MICHAEL

TITLE
**“Creative Thinking in
Printmaking Artwork Creation:
Fine ArtFinal Year Student
UiTM Samarahan”**



artists could express their ideas by innovating the way of producing the artworks.

Idea and concept

Students are encouraged to explore their ideas and concepts to create good printmaking artwork. For example, the fine art final year students in Universiti Teknologi Mara Samarahan Branch are highlighting Sarawak's culture and heritage that transformed into artwork that involves four disciplines which are painting, sculpture, printmaking, and drawing. The creation of artwork gave student experience in producing their artwork. The most important is how they transform the subject matter into artwork based on disciplines. From here, the student starts to build the characteristics through the selected subject matter. Social thought, innovating the artistic creation and culture are the elements that need to be practised in the artwork. Then, following by style of making and concentrates on the content of the artworks. The lecturer-student consultation positively impacts student sketch progress by encouraging critical reflection on printmaking practices and the creation of creative concepts, thereby fostering a positive impact on student progress. Social connections among students are crucial for starting advanced ideas and this would distribute to the impact of a non-judgmental ear can be a

Creative Thinking in Printmaking Artwork Creation: Fine Art Final Year Student UiTM Samarahan

Introduction

Art should be connected to life and society, through this, the development of art could enhance the social culture and self-character which influence the artistic creation and respect the social environment. As art practices expand, artists will discover new techniques for producing artwork, including printmaking, which enhances the creation and innovation of contemporary art content by enhancing the design of art content. Printmaking art is favourably acknowledged for enhancing and featuring in a public environment, and its collection is deeply rooted among the people and is close to people's lives (Xu, 2018). Without neglecting the character of printmaking, the

catalyst for the brainstorming process. This discussion can also be beneficial for refining ideas later in the creative process. At this point, the extension of creative idea skills for students targets a need to take on a study that investigates the major techniques and differences in media and tools in the ways of representing creativity. Besides, it would be attractive to find how the correlation of consultation between lecturer and students influences created on their self-practices to assist young people's creative thinking skills. Similarly, it would be fascinating to discover how students' self-practices might influence the way of making artwork to cross the boundaries of practice. For instance, artwork that practices mixed disciplines; silkscreen with painting or drawing with intaglio.

Through the observation of the subject matter, students can identify the elements, composition, form, and the strength of it. The purpose is to portray the importance of the selection of subject matter and why it matters to the art presentation. At the same time, critical thinking started to evolve in the student's thoughts, to achieve the perfect composition and balance in art. Furthermore, the students started to design and sketch by manipulating the visual elements, colour, shape, illustration, and dimensions of the proportion. Therefore, they are urged to have references of artworks from local and overseas artists and study the way of composing the

subject matter. Machado and Belkot (2019) mentioned that printmaking integrates complicated and precise decisions resulting from an extension of the illustration process: old and new methods and surfaces can evolve into the contemporary studio and this idea of transfer or crossing, disciplines, zones, methods, and historic moments, with the various theme such as industrial, procreative, artistic- explains the potential of such art practice.

Space and Support

As students share space in the studio, working together becomes the essential key to helping other students in terms of handling the technical of printing. The techniques of printing such as relief, intaglio and silkscreen that practised by the students. Apart from that, they could cross techniques and apply them in the artwork, for instance, relief print mixed with silkscreen and intaglio mixed with photo stencil. Different techniques would transform into new outcomes. The procedure of documenting the visual attributes would generate experience and enable them to visualise these documentation experiences and transfer their understanding to other areas of their practice. The capturing process is done through writing and photography.

Innovation is the most valuable in cracking new foundations and indirectly establishes significance that has a permanent influence on the community. Through this foundation, innovative ideas are a combination of knowledge, discipline, and understanding the whole knowledge by exploring, experimenting, using creativity, and integrating information of the subject matter. Additionally, Ijisakin, Demuleya, and Ajiboye (2019) mentioned that the printmaking artists in contemporary Nigerian art have been able to bend and break the current traditions and conventions in printmaking to create reflective and convincing works of art using a variety of innovative techniques perceptively and purposefully.

To get the printmaking artwork created, it is not focused on the printmaking plate materials, but the novelty of the creation content. For example, in supervisory the student's idea of creating artwork, guidance from the lecturers is very crucial and it is part of considering the problem-solving using different ideas such as the colours in silkscreen, the suitable technique to the idea and the size of the artwork. A creative artwork is of a certain story itself, and this is the meaning of self-concentration in art making. Today, art is transformed and updated continuously such as the styles and other new elements, and so is printmaking. The use of computer media has enhanced students' thinking

skills in designing subject matter compositions, saving time through digitization, and enhancing their observation of details in art making, thus enhancing their overall learning experience. Besides computers, gadgets such as smartphones that involve downloaded Apps through phones have started to be associated with creativity. For example, in the silkscreen technique, students used the App to do their editing, experimenting, and composing the art. At this point, they need to more focus on thinking artistically and give different perspectives in creating art where this could sharpen their skills and knowledge. Apart from that, students could go beyond the ideas of designing and gather the openness to explore daring designs of the subject matter and pay attention to the elements and principles of art.

Artwork samples

One of the instances of artwork designed by Nurpusawati binti Abdullah (Figure 1) entitled "Dessert of Segurut" uses the silkscreen technique and her subject matter is the traditional dessert of 'segurut' (kuih celorot) from Melanau in Sarawak. The vibrant colours as the background and the element of typos as an additional subject have brought an energetic atmosphere to the printing effect. Concerning cultural background, she reflects on the uniqueness of 'segurut'

using modern design in the silkscreen method. The concern aims to enhance students' understanding of artwork attitudes, knowledge of various disciplines, and imagination in creating art. Besides, they would understand the uniqueness of the culture and find the resources and habitat of the art.




Figure 1: Nurpusawati binti Abdullah, Dessert of Segurut, Silkscreen, 2024

Another artwork was designed by Dunstan Nanang anak James (Figure 2) about the “Hudoq mask”. The mask is symbolic of cultural and spiritual for the Kenyah ethnic community who live in Sarawak.

He applied the intaglio technique and focused on the details of the craftsmanship of the mask. Besides, he also used the stencil technique as part of the background so that the Hudoq mask would stand out.



Figure 2: Dunstan Nanang anak James, Hudoq Mask siri III, 2024

Another interesting artwork is from Dayang Aina Maisara Binti Awang Karim (Figure 3) highlighting Ikan Terubok Masin which is a type of salted fish that is very popular in Sarawak. She embraces the structure of the fish body components and represents it through making the artwork by using the silkscreen technique.

The details of the fish are divided into a head and tail through colour separation. She wanted to create a different dimension of viewing the ikan terubok masin in the form of warm colours and monotone hue effects.



Figure 3: Dayang Aina Maisara Binti Awang Karim, Two Part, Silkscreen, 2024

The 'Sumpit' artwork created by Afif Danish Bin Momin (Figure 4) focuses on the characteristics of the traditional weapon. He applied the intaglio technique to enhance the quality of lines and develop the structure of the weapon.

The secondary subject is a hand holding the 'sumpit' which portrays the function of the subject matter. Through the intaglio technique, the fine lines and strong strokes of the hatching technique have created the form of the subject.




Figure 4: Afif Danish Bin Momin, Sumpit, Intaglio, 2024

Conclusion

In conclusion, the engagement of students brings new viewpoints and expands variation and divergent imagining, developing ideation of art, the value and problem-solving potential, can be rooted in the invention of making art. Through the process, the collaborative processes of artists and lecturers as well as the artistic production of ideas can lead to sense-making developments and support the art value thus helping to recognise diverse viewpoints on interpretation and possibilities of making art in a way of thinking. Besides, through their learning knowledge of local culture, the students indirectly learn about the beauty of Sarawak's culture and apply the attributes of culture in artwork.



AUTHOR
MOHD RAZIF MOHD RATHI

TITLE
**“Exploring Mixed Media Drawing
in Contemporary Art”**



can create powerful artworks that address contemporary issues by establishing connections between the subject matter drawing techniques and the message being conveyed.

Combining topic form and content is a practice in mixed-media drawing. They are all three indispensable parts of art. The subject of an artwork is the object, person, or scene that it portrays. Line form, colour, and feel are just a few of the elements that make up form. The content of an artwork refers to the concepts, subjects, or messages it conveys. In some cases, the intellectual aspects of a drawing are given less weight in traditional drawing schools than technical skills like perspective shading and composition. On the other hand, students are encouraged to investigate more intricate and nuanced forms of expression in an advanced drawing course, as opposed to only representing them. This means developing their technical abilities as well as their understanding of the relationship between form and content and how these elements can be combined to create meaning.

Exploring Mixed Media Drawing in Contemporary Art: An Advanced Drawing Course Towards an Integrated Understanding of Subject, Form, and Content for a Diploma in Fine Art Final Year Student.

Introduction

Mixed-media drawing is one of the blended styles that have emerged in contemporary art practice as a result of the blurring of the lines between materials and techniques. With this adaptable technique, artists can experiment with different mediums and procedures to create layered artworks. It takes a profound comprehension of visual language, however, to master the complexities of media drawing, how elements such as subject matter materials and techniques come together to convey significance. Students who enrol in an advanced drawing course are given the opportunity to investigate drawing in a thorough manner, stretching their imagination and questioning accepted practices. Students gain the ability to think critically through the study of historical and modern drawing techniques. This helps them produce complex mixed-media drawings that demonstrate their technical skill as well as important themes. Students

Understanding Mixed Media Drawing

Mixed media drawing carries a huge variety of substances and techniques in evaluation to conventional drawing techniques. Overcoming the limitations of traditional tools, it gives a rich tapestry of opportunities for artistic expression. Artists can integrate factors from extraordinary media to offer their drawings depth texture and energy. Here is greater info concerning the characteristics and importance of mixed-media drawing:

Versatility

The freedom to interrupt loose from the constraints of operating with a unmarried medium is supplied with the aid of blended-media drawings. Their artwork demonstrates an easy mixing of various mediums consisting of acrylics, watercolours, pastels, or even uncommon gadgets like material located gadgets or digital elements. Artists are recommended to explore, be creative, select new

strategies and push the bounds of traditional drawing due to its adaptability.

Texture and Layering

A key factor of mixed media drawing is the potential to create intricately layered compositions. Artists can layer materials combination colourings textures and forms and add depth and complexity to their works of artwork. Many techniques which include making use of layers of paint over collage portions creating textured surfaces or including quality info with ink or markers may be used to create visually striking works through blended media drawing.

Potential for Expression

Through blended-media drawing artists are invited to discover a huge range of expressions from diffused nuances to ambitious statements. By combining numerous mediums and strategies artists can create paintings that convey a huge variety of emotions, concepts, and narratives. Through using bold charcoal strokes diffused university styles or the sensitive translucency of watercolour washes mixed media drawing allows artists to freely explicit their creativeness and creativity.

Interdisciplinary Approach

By combining elements of portray sculpture printmaking and virtual artwork combined-media drawing employs an interdisciplinary approach that blurs the limits among extraordinary inventive disciplines. This multidisciplinary method opens up new avenues for artistic inquiry by way of encouraging the sharing of ideas and strategies. Artists can create difficult-to-classify hybrid forms of expression by way of fusing conventional and modern strategies with a wide range of proposal resources.

Flexibility and Freedom

Possibly the most releasing thing of blended-media drawing is the artist's capacity to accept as true with their instincts and gut feelings. Because there

are not any inflexible guidelines or conventions to stick to artists are unfastened to observe their creative impulses and test with new mediums and methods. This freedom to embrace imperfection and spontaneity in the creative technique empowers artists of their quest for self-expression.

Table 1: This table provides a comprehensive analysis of the key aspects of mixed media drawing, highlighting its versatility, expressive potential, and interdisciplinary nature, as well as the freedom and flexibility it offers to artists

Aspect	Description
Versatility	Mixed media drawing offers artists a wide range of materials and techniques to choose from, allowing for experimentation and innovation.
Texture and Layering	Artists can create richly layered compositions by combining different materials, textures, and forms, adding depth and complexity to their artwork.
Potential for Expression	Mixed media drawing enables artists to convey a diverse range of emotions, ideas, and narratives through the expressive use of materials and techniques.
Interdisciplinary Approach	By integrating elements from various artistic disciplines, mixed media drawing encourages cross-pollination of ideas and techniques, fostering artistic exploration and innovation.
Flexibility and Freedom	Artists have the freedom to follow their creative instincts and experiment with unconventional materials and techniques, allowing for spontaneity and self-expression.

Elements and Principles of Art in Mixed Media Drawing

Artists in mixed media drawing can thus explore the relationships between different aspects of art. The components, which include line, form, tone, colour, and space are the basics for any visual communication while principles like rhythm, balance, emphasis, unity, and contrast are used to organize these components in compositions.

The Elements of Art:

Lines can depict feeling or motion as well as they enable us to define forms or shapes within our picture.

Shapes add up to the whole structure and composition of drawing be it a geometric/organic or abstract/naturalistic.

Colours create mood or atmosphere for the piece; therefore, mixed media practice allows artists to use quite a lot of pigments and tints.

Texture gives more of a deepness and touch to the artwork calling for viewers' visual and textural engagement to its surface.

The word **space** means how artists can depict depth or lack of it in their works of art by creating a perspective, which offers spatial relationships between elements and shapes.

Principles of Art:

Balance: Visual balance is achieved by placing elements harmoniously throughout the composition.

Contrast: By bringing together dissimilarities in attributes such as light and dark or rough and smooth we create visual interest.

Rhythm: It is repetition, variation, and progression that establish movement, flow, or rhythm in a work of art.

Unity: Coherence and harmony are assured through style, theme or colour

palette that connects different parts within the composition.

Emphasis: This directs the viewer's eye onto points of main attraction that hold significance in an artwork thus giving it meaning as well as impact on the audience.

Table 2: This table provides an analysis of the importance of the elements and principles of art in mixed media drawing, along with the challenges artists may encounter and strategies for overcoming them.

Problematic Area	Description
Harmonizing Diverse Materials	Artists may face challenges in blending different textures and colors seamlessly, resulting in disjointed compositions that lack cohesion.
Maintaining Consistency	Ensuring consistency in style and technique across various mediums can be difficult, leading to artworks that feel fragmented or inconsistent in their execution.
Balancing Complexity	Layering multiple elements and textures can create visual clutter or confusion if not managed effectively, requiring careful consideration of depth and clarity.
Importance	Understanding the elements and principles of art is crucial for creating visually compelling and meaningful mixed media drawings.
Integration	Artists must effectively integrate these elements and principles to convey their intended message and evoke emotional responses from viewers.
Challenges	Harmonizing diverse materials, maintaining consistency, and balancing complexity present significant challenges for artists working in mixed media drawing.
Strategies for Overcoming Challenges	Experimentation, practice, and a thoughtful approach to material selection and composition are essential for overcoming these challenges and creating cohesive artworks.

Integration of Subject Matter, Media, and Techniques

In mixed media drawing, the integration of subject matter, media, and techniques is essential for overcoming challenges such as harmonizing diverse materials, maintaining consistency, and balancing complexity. By strategically selecting materials and techniques that align with their artistic vision, students can create cohesive and impactful artworks that effectively convey their intended message and evoke emotional responses from viewers.

Subject Matter:

Exploration: Students begin by exploring various themes, concepts, and narratives that resonate with their personal experiences or interests. They may draw inspiration from their surroundings, emotions, memories, or social issues.

Selection: Once a subject matter is identified, students carefully choose materials and techniques that best express their ideas and convey the desired mood or atmosphere.

Development: Through sketching, research, and experimentation, students develop their ideas, refining their concepts and exploring different approaches to rendering their chosen subject matter.

Media and Techniques:

Material Exploration: Students experiment with a wide range of materials, including traditional drawing tools (e.g., pencils, charcoal, ink), painting mediums (e.g., watercolour, acrylics), collage materials, found objects, and digital elements.

Technique Mastery: Students acquire proficiency in various techniques such as layering, blending, collage, assemblage, mark-making, and digital manipulation. They learn how to combine different mediums and techniques to achieve desired effects and enhance the visual impact of their artworks.

Innovation: Students are encouraged to push the boundaries of traditional drawing practices by exploring innovative techniques and unconventional materials. They may incorporate experimental processes, such as transferring images, creating textures, or altering surfaces, to add depth and complexity to their artworks.

Table 3: This table provides an analysis of the importance of integrating subject matter, media, and techniques in mixed media drawing, along with the benefits of creative exploration and technical proficiency.

Aspect	Description
Importance of Integration	The seamless integration of subject matter, media, and techniques is crucial for creating cohesive and impactful mixed media drawings that effectively communicate the artist's vision.
Alignment with Artistic Vision	Students must carefully select materials and techniques that align with their artistic vision and effectively convey their intended message and emotions.
Creative Exploration	Exploration of diverse subject matter, materials, and techniques encourages creative experimentation and fosters artistic growth and innovation.
Technical Proficiency	Mastery of various techniques and materials enables students to execute their ideas with precision and confidence, enhancing the visual richness and complexity of their artworks.

Historical and Recent Artistic Practices

Historical and recent artistic practices offer a rich tapestry of inspiration for students exploring mixed media drawing. By studying the works of renowned artists and artistic movements, students gain valuable insights into the diverse approaches, techniques, and concepts associated with mixed media art. Here's an elaboration on how historical and recent artistic practices inform and inspire students in their exploration of mixed media drawing:

Dadaism and Surrealism:

Experimental Collage: Dadaists and Surrealists pioneered the use of collage as

a means of subverting traditional artistic conventions and exploring the subconscious mind.

Found Objects: Artists such as Marcel Duchamp and Hannah Hoch incorporated found objects and everyday materials into their collages, challenging notions of artistic hierarchy and originality.

Absurdity and Irony: Dadaist collages often featured absurd juxtapositions and nonsensical imagery, while Surrealist collages explored dreamlike landscapes and symbolic narratives.
Abstract Expressionism:

Gesture and Texture: Abstract Expressionists like Jackson Pollock and Willem de Kooning embraced gestural mark-making and spontaneous techniques to convey emotion and energy.

Mixed Media Experimentation: Artists experimented with combining traditional painting materials with unconventional materials such as sand, tar, and newspaper, creating textured and tactile surfaces.

Pop Art and Assemblage:

Everyday Culture: Pop artists like Robert Rauschenberg and Jasper Johns incorporated elements of popular culture and mass media into their artworks, blurring the lines between high and low art.

Assemblage and Combine Painting: Rauschenberg's "combine" paintings and assemblages integrated found objects, photographs, and painted elements, creating hybrid forms that challenged traditional notions of painting and sculpture.

Contemporary Mixed Media Artists:

Multimedia Installations: Contemporary artists such as Cornelia Parker and Kara Walker create immersive multimedia installations that explore complex social, political, and cultural issues.

Digital Integration: Artists like Olafur Eliasson and Tony Oursler incorporate digital technology and interactive elements into their mixed media artworks, engaging viewers in new and innovative ways.

Environmental Concerns: Mixed media artists like Maya Lin and Mark Dion address environmental issues through their use of natural and recycled materials, raising awareness about sustainability and conservation.

By studying the historical roots and contemporary practices of mixed media art, students gain a deeper understanding of the diverse possibilities and approaches within the medium. They learn to draw inspiration from a wide range of sources, experiment with different materials and techniques, and develop their own unique artistic voice. Through this exploration, students not only expand their technical skills but also deepen their conceptual understanding of art and its role in society.

Final Projects for Diploma of Fine Art in Sarawak

The final projects for the Diploma of Fine Art in Sarawak represent a significant milestone in students' artistic journey, showcasing their mastery of mixed media drawing and their ability to translate conceptual ideas into visually compelling artworks. These projects provide students with the opportunity to demonstrate their understanding of the elements and principles of art while pushing the boundaries of traditional drawing methods. Here's an elaboration on the components and objectives of these final projects:

Conceptual Development:

Students begin by exploring themes, concepts, and narratives that resonate with their personal experiences, cultural backgrounds, or social concerns.

Through research, brainstorming, and experimentation, students refine their ideas, identifying key motifs, symbols, and visual elements that will inform their final compositions.

Material and Technique Exploration:

Drawing upon their knowledge of various materials and techniques, students experiment with different combinations to achieve desired effects.

They explore the versatility of mixed media drawing, incorporating traditional drawing tools (e.g., pencils, charcoal, ink), painting mediums (e.g., watercolour, acrylics), collage materials, found objects, and digital elements.

Composition and Execution:

Students carefully consider the arrangement of elements within the composition, paying attention to principles such as balance, contrast, rhythm, unity, and emphasis.

They employ a range of techniques, including layering, blending, collage, assemblage, and digital manipulation, to create depth, texture, and visual interest in their artworks.

Technical Skill and Conceptual Depth:

The final projects emphasize both technical skill and conceptual depth, challenging students to balance craftsmanship with meaningful content.

Students are encouraged to experiment with innovative approaches to drawing, pushing beyond traditional boundaries to create artworks that are conceptually rich and visually engaging.

Table 4: Through their final projects, students demonstrate their growth as artists, showcasing their ability to integrate subject matter, media, and techniques into cohesive and innovative mixed media drawings.

Component	Description
Conceptual Development	Exploration of themes, concepts, and narratives that resonate with personal experiences or cultural backgrounds. Refinement of ideas through research, brainstorming, and experimentation.

Material and Technique Exploration	Experimentation with various materials and techniques, including traditional drawing tools, painting mediums, collage materials, found objects, and digital elements.
Composition and Execution	Careful consideration of composition and arrangement of elements, employing principles of art such as balance, contrast, rhythm, unity, and emphasis.
Technical Skill and Conceptual Depth	Emphasis on both technical skill and conceptual depth, challenging students to balance craftsmanship with meaningful content.

Conclusion

Mixed media drawing presents an exciting realm of artistic exploration where students can transcend the limitations of traditional drawing methods. By embracing a diverse array of materials, techniques, and concepts, students embark on a transformative journey of self-discovery and creative expression. Throughout this journey, students are encouraged to push the boundaries of conventional artmaking, exploring the intersections of subject matter, media, and techniques to develop a nuanced understanding of the elements and principles of art.

Through experimentation, research, and practice, students immerse themselves in the rich tapestry of mixed media possibilities, discovering new ways to communicate their ideas, emotions, and experiences. They delve into the complexities of composition, colour theory, and texture, learning to balance technical proficiency with conceptual depth. Along the way, students confront challenges and obstacles, but they approach these hurdles with resilience and determination, viewing them as opportunities for growth and learning.

As students' progress through their studies, they hone their artistic skills and cultivate their unique voices, drawing inspiration from their surroundings, cultural heritage, and personal narratives. They explore the dynamic interplay between tradition and innovation, tradition, and innovation, blending time-honoured techniques with contemporary approaches to create artworks that are both timeless and relevant.

Ultimately, the culmination of their journey is the creation of innovative and thought-provoking artworks for their Diploma of Fine Art in Sarawak. These final pieces represent not only the culmination of their technical and conceptual achievements but also the beginning of their journey as lifelong artists. Through their mixed media drawings, students leave a lasting imprint on the artistic landscape, inspiring others with their creativity, passion, and dedication to the visual arts.



AUTHOR
TS DR MUHAMMAD FAUZAN
ABU BAKAR

TITLE
“The start of a Designer”



The Journey Start

The Baby Step

Graphic design is a potent tool for communicating ideas, stirring feelings, and moulding opinions in a society that depends more and more on visual information. I remember the statement mentioning that creative people are born leaders, as they are the first person who are able to visualise the outcome rather than trying to struggle to start. Many individuals' interests in graphic design starts with a simple curiosity about visual elements like how does colour, form, and the way they interact with one another have its purpose within society. Formal studying in the art field has typically been considered when this curiosity develops into passions. These ambitious designers to be starts as they set out on a path characterised by innovation, skill acquisition, and the dogged pursuit of creative expression.

For many people, a passion for visual arts begins at a young age. While some may be enchanted by the colourful

pictures in their books, others may be more interested in the modern brands and ads that pop up all around them. The environments play a significant role to enhance awareness regarding how visual works around us. The aspect of noticing changes in visual integrated in our daily life shows prospect in developing strong urge to pursued. As a result of this first interest, people are naturally inquisitive and want to learn more about design and its concepts and processes.

Many people are opting to further their education in graphic design as their interest in the field continues to grow. An entry-level credential that gives both theoretical and practical knowledge in graphic design is a diploma in the field of visual communication, whereby they will be exposed into several aspect of visual elements and principle. Aspiring designers learn a wide range of skills during their coursework, from typography and layout design to digital imagery and branding and with the advancement of technology, the field of multimedia has open a new sets of skills and knowledge in the communication field.

The development of one's creative mindset is fundamental to the path leading to the profession of designer. Students learn to control their ideas and create engaging visual stories via practical projects, experimentation, and criticism. They practise their visual communication skills by investigating various design philosophies, methodologies, and resources.

As important as creativity is for a designer's growth, technical competence is equally critical. Digital illustration, image manipulation, and

layout design are just a few of the abilities that students hone in on when working with design software products like Illustrator, Photoshop, and InDesign. In addition, they acquire the fundamentals of design, typography, and colour theory, which will serve them well in their careers.

Students are encouraged to actively seek out chances for practical experience as they go through their studies. You can learn a lot about how design works in practice through internships, freelancing, and group projects. Students interested in design may hone their craft, add to their portfolios, and network at these events. This are considered as experience through their journey as it will help them to train their perspective and maturity in recognising problems and solutions.

A designer's path does not conclude with graduation; rather, it is an ongoing quest for knowledge and development. Keeping up with the latest trends, technology, and techniques is crucial in a dynamic industry like graphic design. To keep themselves motivated and acquire new skills, designers often participate in seminars, conferences, and online classes.

A passion for graphic design may blossom into a career through a life-altering process of discovery, experimentation, and hard work. The journey starts with an innate talent for the creative arts and continues with training, apprenticeships, and self-study. Aspiring designers embark on this path with an inquisitive mind, a strong will, and an unrelenting drive for greatness, moulding the future of visual art.

The Next Big Step

After completing one's studies in the field of graphic design, you may feel equal parts excited and terrified to take the plunge into the working world. New designers enter the field prepared to make an impact, having mastered the theory, and compiled a portfolio of their academic work. Nevertheless, being flexible, persistent, and open to ongoing learning and development are essential qualities for making the leap from universities to the working world. This is a great opportunity for ambitious designers to start their apprenticeship, where they may learn the ropes, gain experience, and eventually find their place in the ever-changing field of graphic design.

Building an impressive portfolio of one's finest work is the first order of business for designers upon graduation. Although academic projects are the backbone of a portfolio, recent grads should include personal projects, freelancing gigs, and internships to round out their experiences. To land chances in the business, you need a portfolio that showcases your creativity, technical skills, and adaptability. Make sure your portfolio is well-curated, and emphasis your quality as a designer focusing on each individuals' strength and expertise.

Internships and entry-level jobs at design firms, studios, or in-house creative departments are common ways for recent grads to get their feet on the ground and see the business in action. Experience in these areas, particularly with customer relations, project management, and professional processes, is priceless. Even while entry-level jobs sometimes include helping experienced designers or

working in production, they offer a great opportunity to learn and grow in your career. Nonetheless, fresh graduates tend to expect high grade income right after graduation from the amount spent for their studies. You may compare yourself with other field such as engineering, accountancy, doctors etc. as they cap income are much higher than designers. We need to look at what they look at in fresh graduates. In the design field, experience means everything. The more experience you gain, the higher grade of income you receive. You will be paid on your maturity to give opinions, decision making skills and your confidence in executing projects. You are paid along with their trust in you. Although this field may have a much lower starting cap income, but as long as you perform well, it is much faster to move up the ladder in this field from the others.

To get to this point, you may need to greatly improve your skill development and industry knowledge by finding experienced individuals who are ready to mentor you and offer guidance, comments, and support. Aspiring designers might benefit from official and informal apprenticeship programmes by learning from more seasoned professionals, gaining practical experience, and connecting with other professionals in the field. And the most important thing is, find yourself, find what you really good at and become the best at it. Fin what other don't have that you can provide. Become the sole provider, and you will become the most prominent figure in this field as people will find you to get what you have.

To keep up with the competition in a subject as dynamic as graphic design, one must commit to lifelong learning.

Fresh graduates should be on the lookout for ways to improve their employability and broaden their horizons. Some ways to do this include taking part in design challenges, taking classes online, going to seminars, and keeping up with the latest news and trends in the field. Designers may set themselves up for success and job progress in the long run by putting money into their professional development. Familiar yourself with competitions and community jobs and be recognised with the public.

If you want to go forward in your graphic design profession, networking is the key. Ned designers should get involved in the field by going to events, joining groups that focus on design, and chatting online with other designers and industry insiders. Collaboration, mentorship, and the introduction to new prospects are just a few of the benefits of cultivating a robust professional network. In this trending era of social media, becoming an influencer has become the spike of generating income and at the same time as the source to gain recognition from the prominent industry leaders.

New designers should start building their own identity as soon as they get some work under their belts and feel comfortable with their skills. Being able to articulate one's value offer to prospective employers and clients requires establishing one's own voice, style, and approach to design. In addition to helping designers stand out in a competitive market, building a solid personal brand also increases their credibility and visibility within their field.

The path to become professional graphic designer is one of transformation, characterised by learning, development,

and persistence. Graphic designers may confidently traverse the shift and emerge as proficient practitioners in the dynamic and ever-evolving sector by actively pursuing chances for experience, mentoring, and professional growth. A fulfilling job that honours their love of creativity and visual expression is within their reach if they are persistent, dedicated, and strive for perfection.

Taking the big leap of faith

The path of a creative individuals has many possibilities. Other than serving our creativity to other big firms, some individuals tend to start their own journey by pioneering their own firm. Some say it is because the individuals can't take orders or can't work with others, but in this ever-challenging era of economic crisis, no one has a say on what we do with our career as the prospect is endless. A path to creative independence, entrepreneurial zeal, and professional fulfilment awaits many designers with a passion for graphic design who fantasise about creating their own design agency, their own legacy. The risk of starting one's own design firm is real, but it also presents a once-in-a-lifetime chance for ambitious young designers to establish their identities, express their creativity, and change the world. An entrepreneurial aspirant's dream of owning a design business can come true if they are innovative, resilient, and strategic.

The ability to think strategically, have an entrepreneurial spirit, and be financially astute are all necessary ingredients in the recipe for success when launching a design firm. New designers thinking about starting their own businesses would do well to study up on project management, marketing, budgeting, and

customer acquisition. You may learn a lot about the complexities of managing a design firm by enrolling in entrepreneurship classes, going to seminars, and asking for advice from seasoned entrepreneurs.

To stand out and acquire customers in a market that is flooded with design businesses, distinctiveness is crucial. In order to succeed as an entrepreneur, designers need to find their speciality and what makes them special. Design companies can attract more specialised clients and charge more for their services if they establish themselves as experts in a certain field, such as branding, web design, illustration, or packaging. A new company may stand out from the crowd and gain a solid reputation in the market by demonstrating its unique combination of skills and creativity. Some say that multipurpose design firm is much better as they can cater services in all aspects to the clients. There are pros and cons in this statement. In the short run, it is good as more option for your client to choose from your services, but remember, the more choices the client have, the cheaper it becomes, and the more competitors there are in the same field as you. You cannot demand more, and you will struggle to compete with others which have the same expertise with you. On the other hand, becoming the prominent provider of a design services may be struggling to start with as you are trying to convince others about you and your services, but as the time goes by, once you landed a strong project with solid ground, you will have much easier way to gain client as you have shown your capabilities, and definitely, you are the only prominent provider of such services. With it, you can demand more, and provide more as client gain trust.

In order to build trust, draw in customers, and encourage brand loyalty, a captivating brand identity is necessary. A well-developed brand identity that communicates the values, look, and USPs of a new designer starting their own design agency is an important investment. Professionalism, originality, and authenticity should permeate the whole brand, from the logo and brand messaging to the website and social media presence. To establish trust and name recognition among potential customers, new businesses should use consistent branding across all touchpoints.

The foundation of any prosperous design firm is the establishment and maintenance of client connections. Customer happiness, open communication, and honesty should be the top priorities of new established design firm venturing into business ownership. In order to provide clients with bespoke solutions that go above and beyond their expectations, new firms need to understand their objectives, goals, and preferences. Trust and long-term partnerships are fostered via response to client input, frequent project updates, and effective communication. Going above and beyond to satisfy clients not only increases the design firm's growth through word-of-mouth advertising and repeat business, but also strengthens customer loyalty.

Modern design firms rely heavily on technology to facilitate creativity, collaboration, and efficient workflows. New firms may improve their design process efficiency, creativity, and productivity by using digital tools and software. Team members and clients from all over the world are able to

communicate and work together more efficiently thanks to cloud-based software, project management tools, and collaborative platforms. New design businesses may maintain a competitive edge and provide customers with innovative solutions by keeping up with evolving trends and technology.

Starting a business from scratch calls for a growth attitude, flexibility, and the capacity to bounce back from setbacks. New design firms should seek out new challenges, develop from their mistakes, and strive to improve themselves constantly. Having a strong support system of mentors, peers, and industry experts may offer vital advice, insight, and encouragement. New designers may succeed in the face of uncertainty, overcome challenges, and develop successful organisations that make an impression on the industry if they adopt a growth mentality and remain dedicated to their vision.

Although there may be obstacles, there is a great deal of opportunity for creativity, innovation, and personal satisfaction in beginning a design business as a designer. Success and fulfilment may be theirs for prospective designers who embrace entrepreneurship, find their expertise, and build great client connections. Emerging designers have the potential to make a significant impact in the ever-changing design business through their innovative ideas and entrepreneurial drive, provided they are committed, persistent, and think strategically.

BE THE BIGGER MAN

In the course of their careers, designers go from honing their craft to influencing its trajectory and guiding the careers of aspiring designers as they get to the top of their fields. Experienced designers are at a crossroads in their careers, ready to take on new challenges, spark creativity, and teach younger designers what they know thanks to their wealth of knowledge and years of experience. Experienced designers may have a great impact and leave a lasting legacy by taking on leadership responsibilities, seeking out mentorship opportunities, and always learning new things.

As a logical next step, leadership positions allow experienced designers to put their knowledge and influence to use while climbing the corporate ladder. Positions such as creative director, design manager, or industry thought leader provide designers the authority to influence organisational strategy, propel innovation, and cultivate creative talent. Experienced designers may motivate teams, encourage cooperation, and promote design quality in a variety of contexts by taking on leadership roles.

The design industry greatly benefits from mentorship programmes, which provide experts professionals with an opportunity to teach and advise aspiring designers. Expert designers have a crucial role to play as mentors to up-and-coming designers by sharing their knowledge of the industry, best practices, and career development strategies. At the same time play an important role in fostering a growth mindset, an environment conducive to learning, and a standard of professional excellence by sharing their knowledge,

offering criticism, and acting as examples for younger designers.

The experts should fight for diversity and inclusion in the design business since our world is becoming more varied and interdependent. Designers may make a difference by advocating for diverse teams, projects, and viewpoints; this will increase innovation, creativity, and the likelihood of producing inclusive design solutions that appeal to a wide range of people. Veteran designers can make a difference and advance diversity, inclusion, and accessibility in the field by mentoring younger designers, taking the lead, and getting involved in their communities.

Even expert designers know that they need to keep learning new things and keeping up with the latest trends, technology, and approaches. They need to keep up with the ever-changing design industry by investing in their professional growth through options like seminars, certifications, and advanced courses. Designers encourage a spirit of inquiry, flexibility, and invention among their mentees and colleagues by making learning a priority in their lives.

Looking back on their careers, Designers know how important it is to give back to the design community and help others. Experienced designers give back to the design community and marginalised areas in a variety of ways, including mentoring, pro bono work, and community outreach programmes. A legacy of impact and inspiration for good change in the design profession may be fostered by seasoned designers through an environment of generosity, cooperation, and empathy.

Designers strive to go beyond their competence not just for personal glory and professional accomplishments, but also to make a beneficial impact on others, leave a lasting legacy, and propel change within the design community. Veterans in the field of design may influence the profession's trajectory and the careers of aspiring designers by actively seeking out leadership positions, mentoring opportunities, and a dedication to continuous learning. Experienced designers make a lasting impact on the field of design by their advocacy, generosity, and leadership, creating a legacy of creativity, innovation, and diversity that lasts for decades.



REFERENCES

References

Chrid Do, Pocket Full of Do. The Futur LCC. ISBN: 0578551330

Pete Barry, The advertising concept book : think now, design later, 3rd, Thames & Hudson, 2016, ISBN: 9780500773604

Robin Landa, Graphic Design Solutions, 5th, Clark Baxter, 2014, ISBN: 9781285085180

Robin Landa, Advertising by Design, 3rd, John Wiley & Sons, 2016, ISBN: 9781118971055

Connie Malamed, Visual Design Solutions, John Wiley & Sons, 2015, ISBN: 9781118863565

Thomas (Tom) B. Altstiel, Jean M. Grow, Advertising Creative, Sage Publications, Incorporated, 2016, ISBN: 9781506315386

Robyn Blakeman, The Bare Bones of Advertising Print Design, Rowman & Littlefield Publishers, 2004, ISBN: 9781461644118

Daniel Scott, Designing for Social Change: Social Responsibility and the graphic designer, n/a, 2012, ISSN: n/a

Gavin Ambrose, Paul Harris, The Fundamentals of Graphic Design, AVA Publishing, 2009, ISBN: 29403738255

Michael Lewrick, Patrick Link, Larry Leifer, The Design Thinking Playbook, John Wiley & Sons, Inc., 2018, ISBN: 9781119467472

Natalia Viktorovna Antonova, The Psychological Effectiveness of Interactive Advertising, 303, 10(3), 2015, ISSN: n/a

Brown, M., Bhadury, R., Bansal, N. & Bloxsome, E., The Priming Effect of Competitor

Product Information on Advertising Creativity, 116, n/a, 2020, ISSN: n/a

Gonzales Onate, C., Vazquez Cagiao, P. & Farran Teixido, E., Effective Communication

Models in Advertising Campaigns. A Strategic Analysis in The Search for Effectiveness, 109, 32(4), 2019, ISSN: 23867876

Tadrissi Javan, H., Khanlari, A., Motamedi, O. & Mokhtari, H., A Hybrid Advertising Media Selection Model Using AHP and Fuzzy-Based GA Decision Making, 1153, 29, 2018, ISSN: n/a

Zamozhnykh, E. & Srybnaya, P., Multimedia Tools and The Latest Technologies in The Advertising and Communicative Space, n/a, 2018, ISSN: n/a

Ijisakin, E. T., Ademuleya, B. A., & Ajiboye, O. J. (2019). The making of prints: forms and techniques of printmaking in Nigeria. Arts and Design Studies. Retrieved from <https://pdfs.semanticscholar.org/f6f8/e3a028ab04e66c30dc642956d106f9f4903d.pdf>

Machado, G., & Belkot, M. (2019). Drawing for Reproduction: Toward recreating surface prepared papers for making prints and exploring creative practice. CONFIA, Viana do Castelo, Portugal. Retrieved from <https://i2ads.up.pt/wp-content/uploads/2022/07/Drawing-for-reproduction.pdf>

Xu, L. (2018, November). Study on College Students' Printmaking Creation. In International Conference on Contemporary Education, Social Sciences and Ecological Studies (CESSSES 2018) (pp. 546-550). Atlantis Press. Retrieved from <https://www.atlantis-press.com/proceedings/cessses-18/25906574>

Sylvester, E. Z. (2021). Overcoming creative block and generating innovative ideas for development: Heuristics for art/design. New Horizons in Education and Social Studies.researchgate.net

Tan, X., & Tan, L. (2023). An Exploration of Using Form Generation to Expand Creative Ideas and Imagination Based on the Context of Form Generation and Creative Thinking. Transactions on Social Science, Education and Humanities Research, 1, 432-437.wepub.org

Suh, S., Zhao, J., & Law, E. (2022, October). Codetoon: Story ideation, auto comic generation, and structure mapping for code-driven storytelling. In Proceedings of the 35th Annual ACM Symposium on User Interface Software and Technology (pp. 1-16).arxiv.org

Hernandez, M. (2024). Storytelling With Purpose: Digital Projects to Ignite Student Curiosity.HTML


Gu, R., Li, H., Su, C., & Wu, W. (2023). Innovative Digital Storytelling with AIGC: Exploration and Discussion of Recent Advances. arXiv preprint arXiv:2309.14329.arxiv.org

Ismail, R., Chin, J. S. F., & Kamaruddin, A. Y. (2022). MANAGING THE CREATIVE ARTS THROUGH VISUAL DIARY: A METHOD TO GENERATE IDEAS FOR STUDENTS. MOJEM: Malaysian Online Journal of Educational Management, 10(4), 53-73.um.edu.my

Albaghajati, Z. M., Bettaieb, D. M., & Malek, R. B. (2023). Exploring text-to-image application in architectural design: insights and implications. Architecture, Structures and Construction, 1-23.HTML

Talgorn, E., Hendriks, M., Geurts, L., & Bakker, C. (2022). A Storytelling Methodology to Facilitate User-Centered Co-Ideation between Scientists and Designers. Sustainability.mdpi.com

Sutton, C. (2022). ... the process of creating a pitch bible and its supporting character artwork through the creation of production material for an adult animated TV series, which explores....massey.ac.n



e ISBN 978-967-0828-70-1



9 789670 828701